



Faculty Feedback Analysis Report 2022-23

FACULTIES FEEDBACK ANALYSIS REPORT FOR THE ACADEMIC YEAR 2022-2023

INTRODUCTION

Listening to and understanding the views and feedback of stakeholders can help to shape and improve the overall quality of education. Here at United Institute of Management, Prayagraj we have been taking feedback from Students, being the core beneficiaries of higher education; faculties, alumni, and employers were collected. The feedback collected was analysed and taken into consideration for the development of our learning system.

METHODOLOGY OF DATA COLLECTION AND ANALYSIS

A survey was conducted to collect responses from the students (2020-2023 batch), teachers, alumni, and employers in the academic year 2022-2023 to find out their feedback on academic performance and the ambience of the institution. The data was collected from all the students of the department, the faculties, the alumni, and the employers through a structured questionnaire and analysed.

Qualitative statements on a five-point agreement scale were used to study feedback, in which Excellent is scored as 5, Very Good as 4, Good as 3, Average as 2 and Poor as 1. The conclusions drawn from the collected and analysed data are consolidated in this report.

RESULT OF DATA ANALYSIS

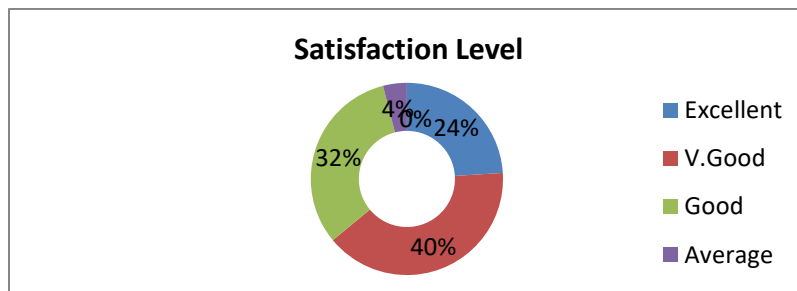
A questionnaire was distributed to all the faculties of the college, and their feedback was collected. Total responses of 59 teachers were taken for the analysis from the feedback form on academic performance and ambience of the institution of the academic year 2022-2023. The following shows the result of the data analysis and the conclusion of the survey conducted on the faculties:

A handwritten signature in blue ink, appearing to read 'L. Chandra'.

DEPARTMENT OF COMMERCE AND MANAGEMENT

1. How would you like to rate the overall academic performance of the student in the institutions?

Respondent	Satisfaction Level					
	Excellent	V.Good	Good	Average	Poor	Total
No	6	10	8	1	0	25
%	24	40	32	4	0	100



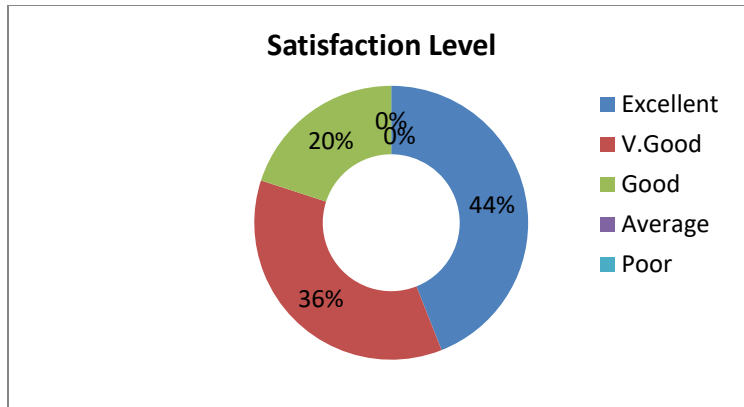
INFERENCE

40% of the respondents rated as "very good" about the overall academic performance of the students in the institution, 32% rated as "good", 24% rated as "excellent" and the remaining 4% rated as "average".

2) How satisfied are you with the support and resources provided by the institution for your teaching and research activities?

Respondent	Satisfaction Level					
	Excellent	V.Good	Good	Average	Poor	Total
No	11	9	5	0	0	25
%	44	36	20	0	0	100

Principal
United Institute of Management
E-3, UPSIDC Naini, Prayagraj

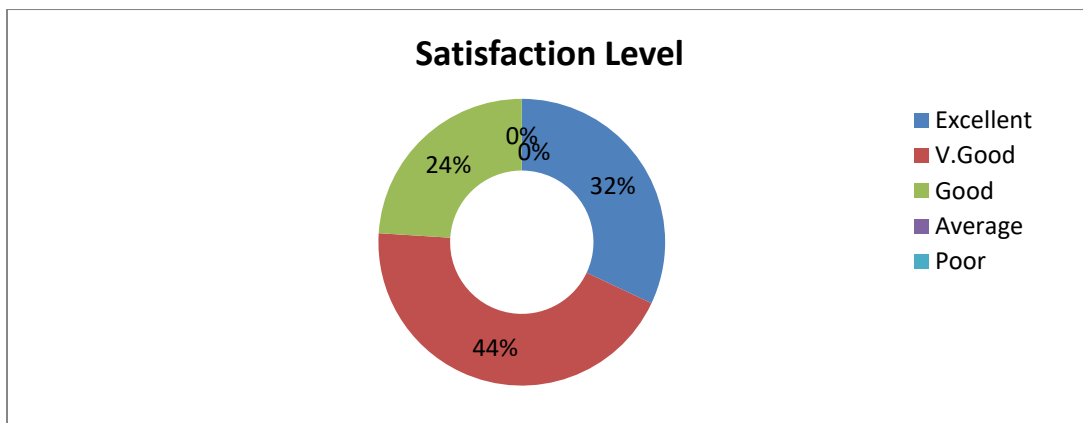


INFERENCE

44% of the respondents have "excellent" opinion about the support and resources provided by the institution for teaching and research activities, 36% have "very good" opinion and the remaining 20% have "good" opinion.

3) How satisfied are you with the professional development opportunities and support provided by the institution to enhance your teaching skills and pedagogical approaches?

Respondent	Satisfaction Level					Total
	Excellent	V.Good	Good	Average	Poor	
No	8	11	6	0	0	25
%	32	44	24	0	0	100



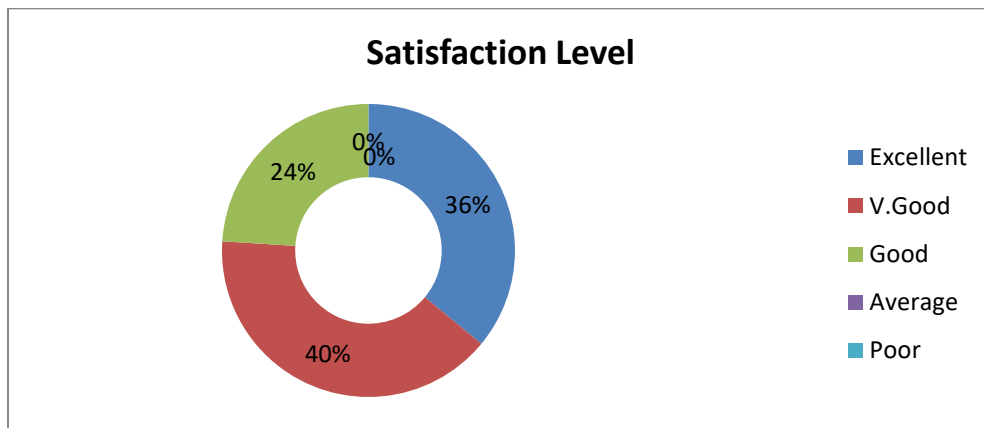
INFERENCE

Principal
 United Institute of Management
 E-3, UPSIDC Naini, Prayagraj

44% of the respondents have "very good" opinion about the professional development opportunities and support provided by the institution to enhance their teaching skills and pedagogical approaches, 32% have "excellent" opinion and the remaining 24% have "good" opinion.

4) How effective do you find the institution's assessment and evaluation methods for measuring student learning outcomes?

Respondent	Satisfaction Level					
	Excellent	V.Good	Good	Average	Poor	Total
No	9	10	6	0	0	25
%	36	40	24	0	0	100



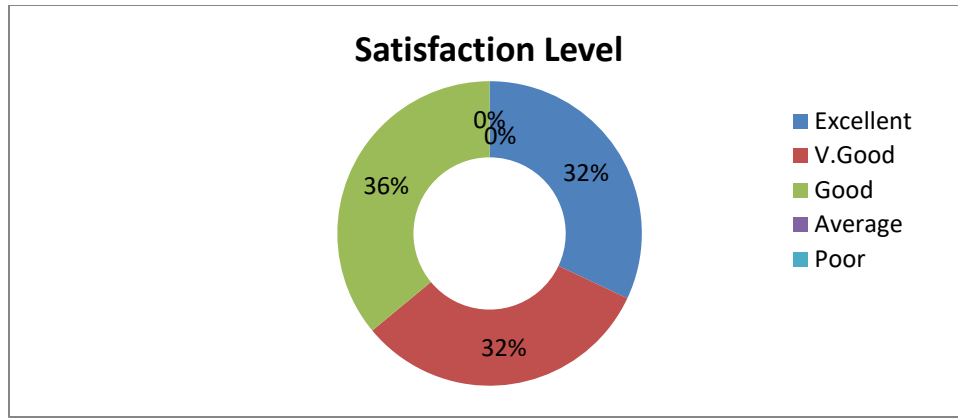
INFERENCE

40% of the respondents rated as "very good" about the institution's assessment and evaluation methods for measuring student learning outcomes, 36% rated as "excellent" and the remaining 24% rated as "good".

5) Do you feel that the institution values and recognizes your contributions as a faculty member, such as through promotions, awards, and opportunities for professional growth?

Respondent	Satisfaction Level					
	Excellent	V.Good	Good	Average	Poor	Total
No	8	8	9	0	0	25
%	32	32	36	0	0	100

Principal
United Institute of Management
E-3, UPSIDC Naini, Prayagraj

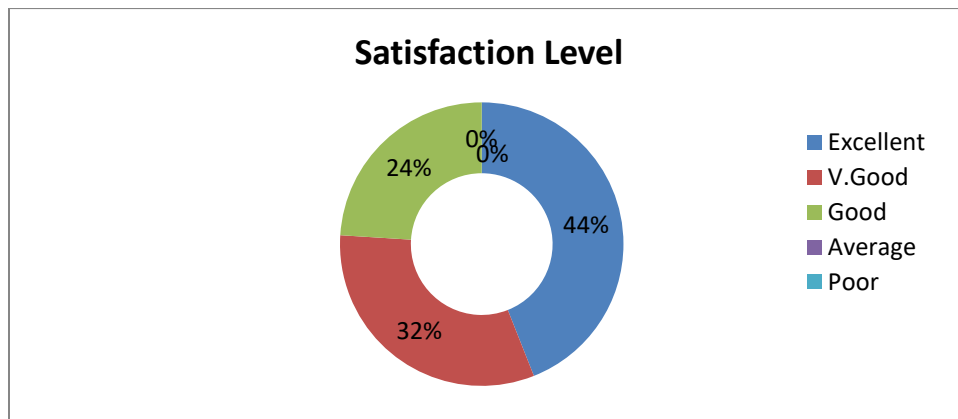


INFERENCE

36% of the respondents rated as "good" about the institution values and recognizes the contributions as a faculty member, such as through promotions, awards, and opportunities for the professional growth, 32% rated as "excellent" and the remaining 32% rated as "very good."

6) How would you rate the availability and adequacy of facilities and infrastructure for teaching and research purposes?

Respondent	Satisfaction Level					Total
	Excellent	V.Good	Good	Average	Poor	
No	11	8	6	0	0	25
%	44	32	24	0	0	100



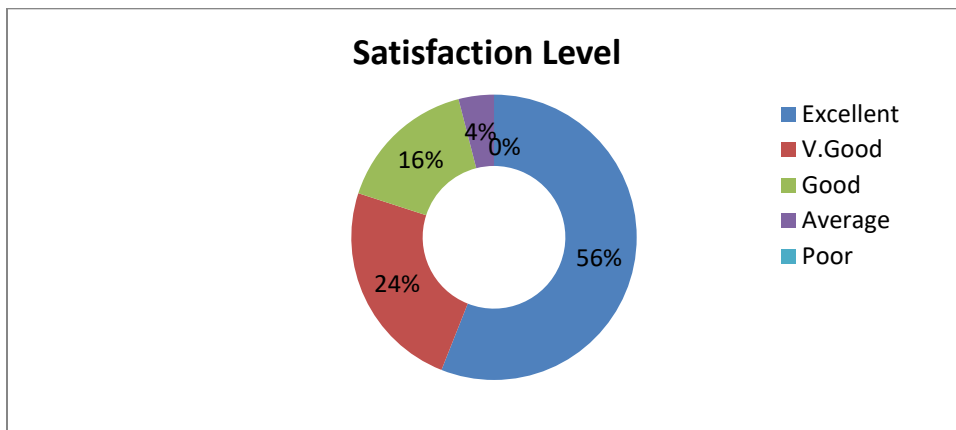
INFERENCE

Principal
 United Institute of Management
 E-3, UPSIDC Naini, Prayagraj

44% of the respondents rated as "excellent" about the availability and adequacy of facilities and infrastructure for teaching and research purposes, 32% rated as "very good" and the remaining 24% rated as "good"

7) How would you rate the overall working environment and ambiance of the institution, including the facilities, administrative support, and colleague interactions?

Respondent	Satisfaction Level					Total
	Excellent	V.Good	Good	Average	Poor	
No	14	6	4	1	0	25
%	56	24	16	4	0	100



INFERENCE

56% of the respondents rated as "excellent" about the overall working environment and ambiance of the institution, including the facilities, administrative support, and colleague interactions, 24% rated as "very good", 16% rated as "good" and the remaining 4% rated as "average".

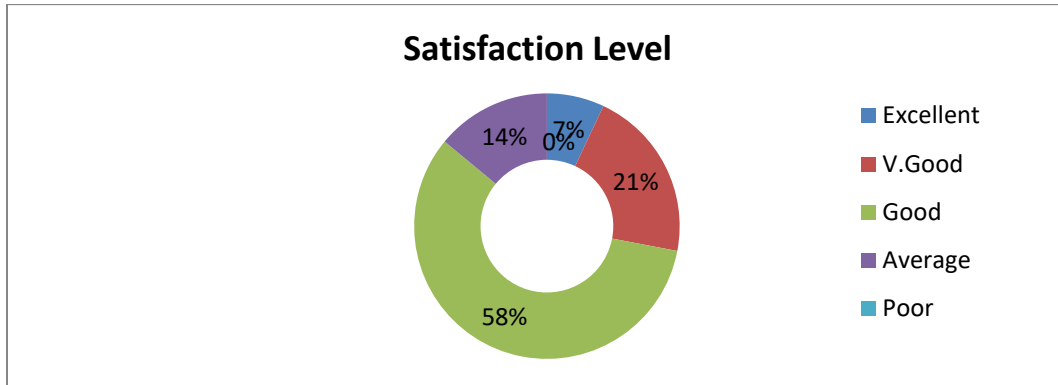
DEPARTMENT OF COMPUTER SCIENCE AND APPLICATIONS

1) How would you rate the overall academic performance of the students in the institution?

Respondent	Satisfaction Level					Total
	Excellent	V.Good	Good	Average	Poor	
No	1	3	8	2	0	14

Principal
United Institute of Management
E-3, UPSIDC Naini, Prayagraj

%	7	21	58	14	0	100
---	---	----	----	----	---	-----

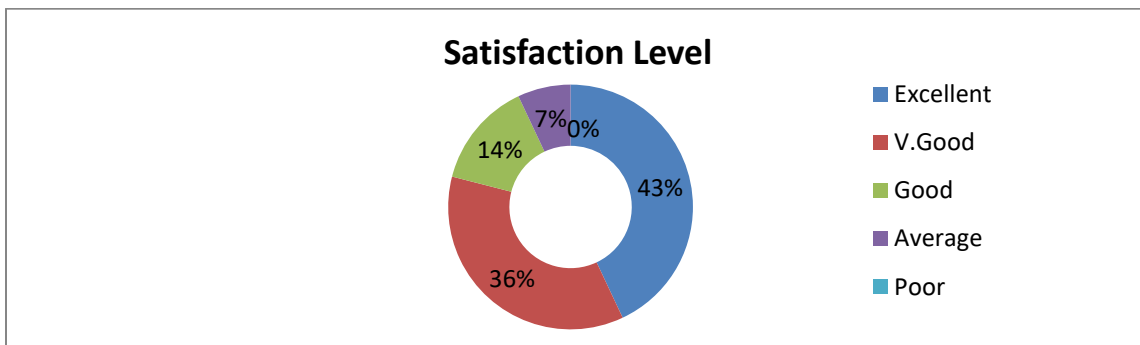


INFERENCE

58% of the respondents rated as "good" about the overall academic performance of the students in the institution, 21% rated as "very good", 14% rated as "average" and the remaining 7% rated as "excellent".

2) How satisfied are you with the support and resources provided by the institution for your teaching and research activities?

Respondent	Satisfaction Level					Total
	Excellent	V.Good	Good	Average	Poor	
No	6	5	2	1	0	14
%	43	36	14	7	0	100



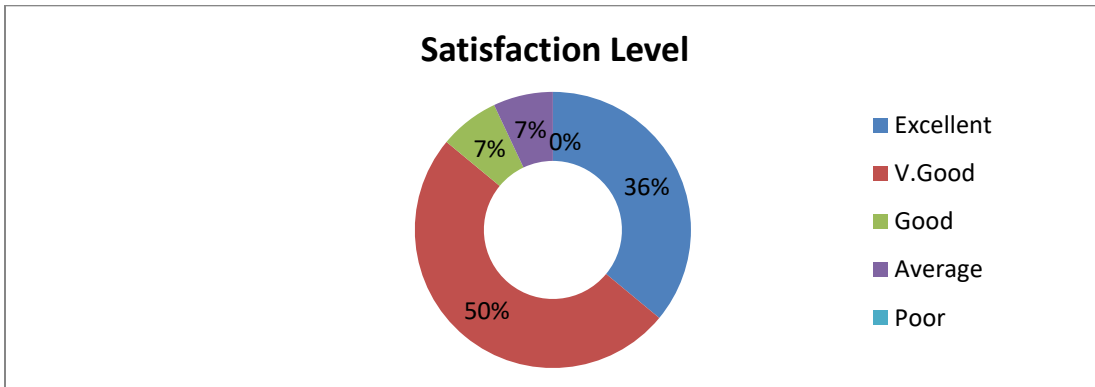
INFERENCE

Principal
United Institute of Management
E-3, UPSIDC Naini, Prayagraj

43% of the respondents have "excellent" opinion about the support and resources provided by the institution for teaching and research activities, 36% have "very good" opinion, 14% have "good" opinion and the remaining 7% have "average" opinion.

3) How satisfied are you with the professional development opportunities and support provided by the institution to enhance your teaching skills and pedagogical approaches?

Respondent	Satisfaction Level					Total
	Excellent	V.Good	Good	Average	Poor	
No	5	7	1	1	0	14
%	36	50	7	7	0	100



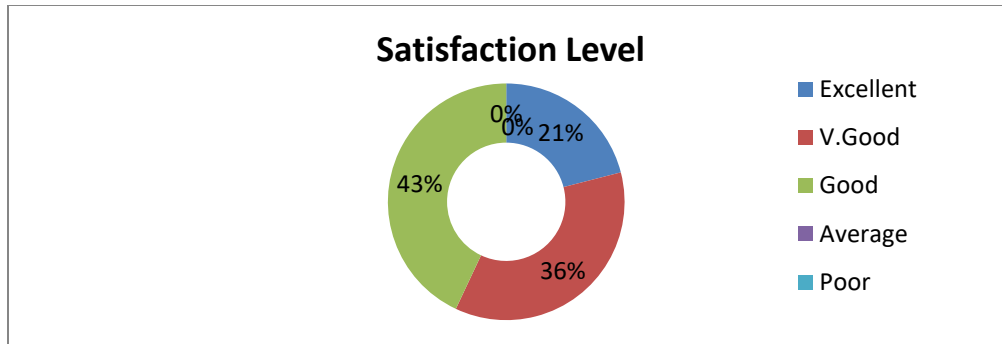
INFERENCE

50% of the respondents have "very good" opinion about the professional development opportunities and support provided by the institution to enhance their teaching skills and pedagogical approaches, 36% have "excellent" opinion, 7% have "good" opinion and the remaining 7% have "average" opinion.

4) How effective do you find the institution's assessment and evaluation methods for measuring student learning outcomes?

Respondent	Satisfaction Level					Total
	Excellent	V.Good	Good	Average	Poor	
No	3	5	6	0	0	14
%	21	36	43	0	0	100

Principal
United Institute of Management
E-3, UPSIDC Naini, Prayagraj

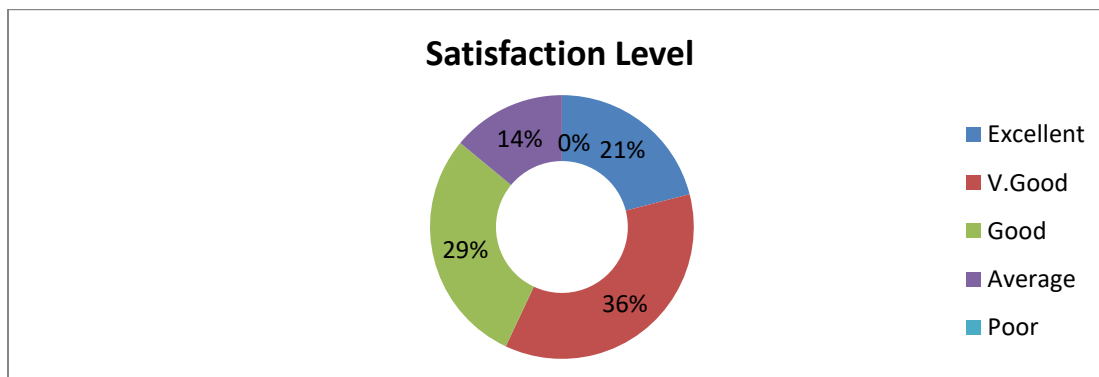


INFERENCE

43% of the respondents rated as "good" about the institution's assessment and evaluation methods for measuring student learning outcomes, 36% rated as "very good" and the remaining 21% rated as "excellent".

5) Do you feel that the institution values and recognizes your contributions as a faculty member, such as through promotions, awards, and opportunities for professional growth?

Respondent	Satisfaction Level					Total
	Excellent	V.Good	Good	Average	Poor	
No	3	5	4	2	0	14
%	21	36	29	14	0	100



INFERENCE

36% of the respondents rated as "very good" about the institution values and recognizes the contributions as a faculty member, such as through promotions, awards, and opportunities for the professional growth, 29% rated as "good", 21% rated as "excellent" and the remaining 14% rated as "average".


 Principal
 United Institute of Management
 E-3, UPSIDC Naini, Prayagraj

6) How would you rate the availability and adequacy of facilities and infrastructure for teaching and research purposes?

Respondent	Satisfaction Level					
	Excellent	V.Good	Good	Average	Poor	Total
No	2	7	4	1	0	14
%	14	50	29	7	0	100



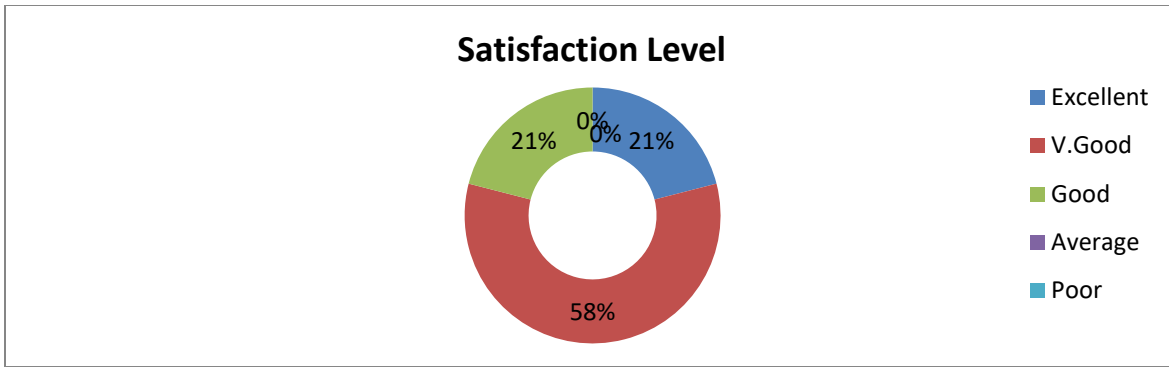
INFERENCE

50% of the respondents rated as "very good" about the availability and adequacy of facilities and infrastructure for teaching and research purposes, 29% rated as "good", 14% rated as "excellent" and the remaining 7% rated as "average"

7) How would you rate the overall working environment and ambiance of the institution, including the facilities, administrative support, and colleague interactions?

Respondent	Satisfaction Level					
	Excellent	V.Good	Good	Average	Poor	Total
No	3	8	3	0	0	14
%	21	58	21	0	0	100

Principal
 United Institute of Management
 E-3, UPSIDC Naini, Prayagraj



INFERENCE

58% of the respondents rated as "very good" about the overall working environment and ambiance of the institution, including the facilities, administrative support, and colleague interactions, 21% rated as "excellent" and the remaining 21% rated as "good".



UNITED INSTITUTE OF MANAGEMENT

FACULTY FEEDBACK ANALYSIS FOR THE ACADEMIC YEAR 2021-2022

INTRODUCTION

Listening to and understanding the views and feedback of stakeholders can help to shape and improve the overall quality of education. Here at United Institute of Management (FUGS), Naini, Prayagraj, we have been taking feedback from Students, being the core beneficiaries of higher education; faculties,

Principal
 United Institute of Management
 E-3, UPSIDC Naini, Prayagraj

alumni, and employers were collected. The feedback collected was analyzed and taken into consideration for the development of our learning system.

METHODOLOGY OF DATA COLLECTION AND ANALYSIS

A survey was conducted to collect responses from the students (2019-2022 batch), teachers, alumni, and employers in the academic year 2021-2022 to find out their feedback on academic performance and the ambience of the institution. The data was collected from all the students of the department, the faculties, the alumni, and the employers through a structured questionnaire and analyzed.

Qualitative statements on a five-point agreement scale were used to study feedback, in which Excellent is scored as 5, Very Good as 4, Good as 3, Average as 2 and Poor as 1. The conclusions drawn from the collected and analyzed data are consolidated in this report.

RESULT OF DATA ANALYSIS

A questionnaire was distributed to all the faculties of the college, and their feedback was collected. Total responses of 55 teachers were taken for the analysis from the feedback form on academic performance and ambience of the institution of the academic year 2021-2022.

The following shows the result of the data analysis and the conclusion of the survey conducted on the faculties:

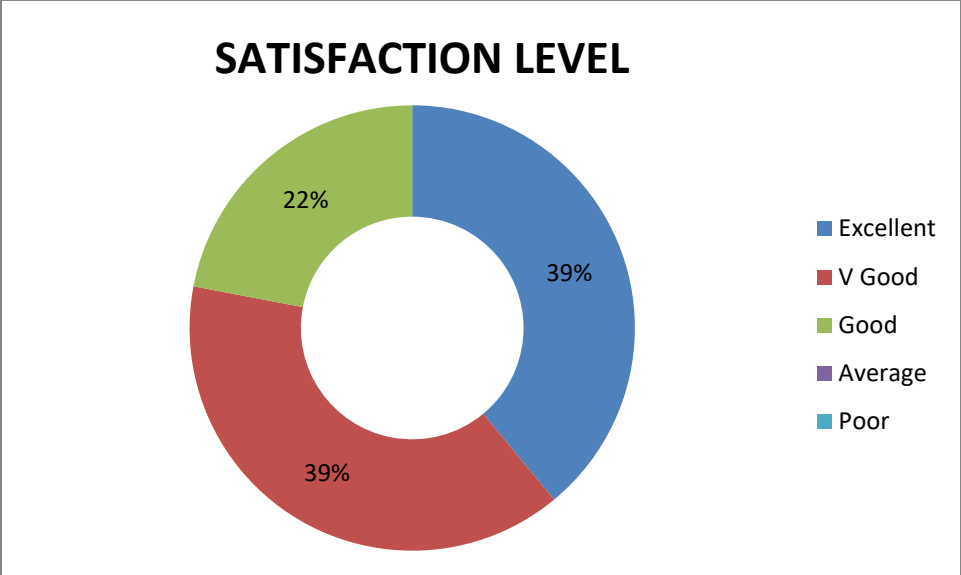
DEPARTMENT OF BUSINESS ADMINISTRATION

1) How do you feel about the course that offers in the college, is that helpful for the students to find a job after the courses?

Responds	SATISFACTION LEVEL					
	Excellent	V Good	Good	Average	Poor	Total
No	9	9	5	0	0	23
%	39	39	22	0	0	100



Principal
United Institute of Management
E-3, UPSIDC Naini, Prayagraj



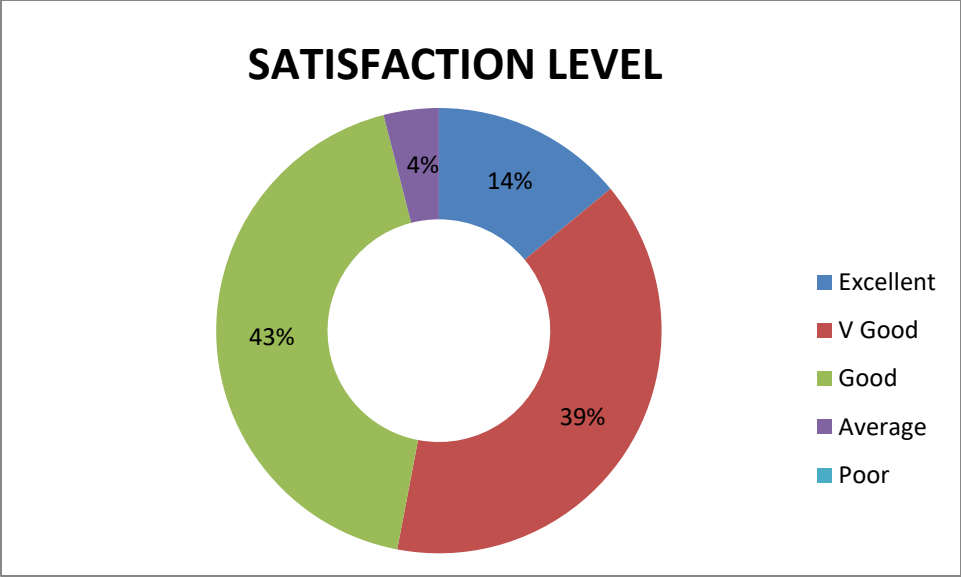
INFERENCE

39% of the respondents have "excellent" opinion that the courses that offers in the college is helpful for the students to find a job, other 39% have "very good" opinion and the remaining 22% have "good" opinion.

2) Do you feel United Institute of Management is up to date to the current Industrial Needs?

Responds	SATISFACTION LEVEL					Total
	Excellent	V Good	Good	Average	Poor	
No	3	9	10	1	0	23
%	14	39	43	4	0	100


 Principal
 United Institute of Management
 E-3, UPSIDC Naini, Prayagraj



INFERENCE

43% of the respondents have "good" opinion that United Institute of Management is up to date to the current Industrial needs, 39% have "very good" opinion, 14% have opinion "excellent" opinion and the remaining 4% have "average" opinion.

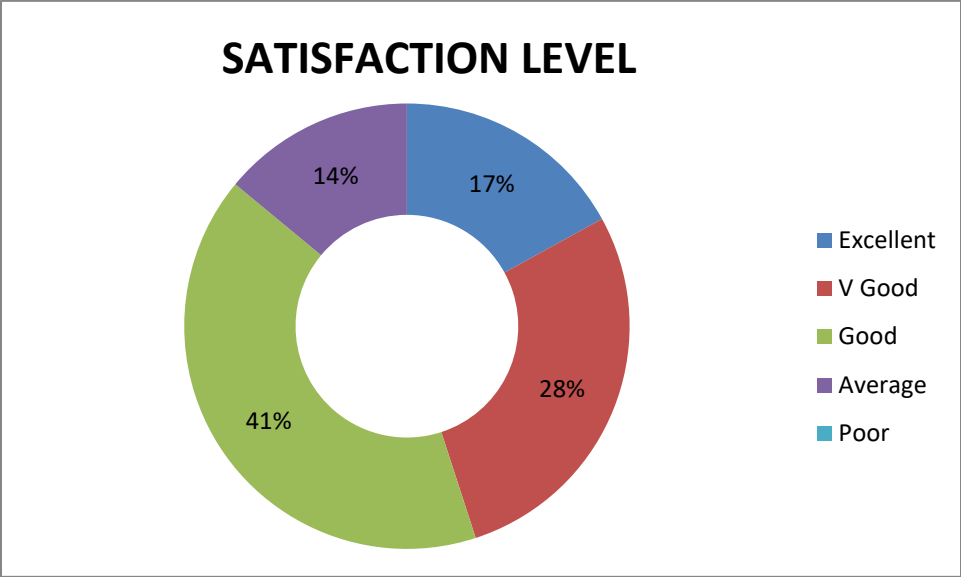
3) Did the institution provide FDPs and other programs at the right time to strengthen the teacher's skills and knowledge level?

Responds	SATISFACTION LEVEL					
	Excellent	V Good	Good	Average	Poor	Total
No	4	6	10	3	0	23
%	17	28	41	14	0	100

INFERENCE

41% of the respondents have "good" opinion that the institution provides FDPs and other programs at the right time to strengthen the teacher's skills and Knowledge level; 28% have "very good" opinion, 17% have "excellent" opinion and the remaining 14% have an "average" opinion. This data is shown in graph below:


 Principal
 United Institute of Management
 E-3, UPSIDC Naini, Prayagraj

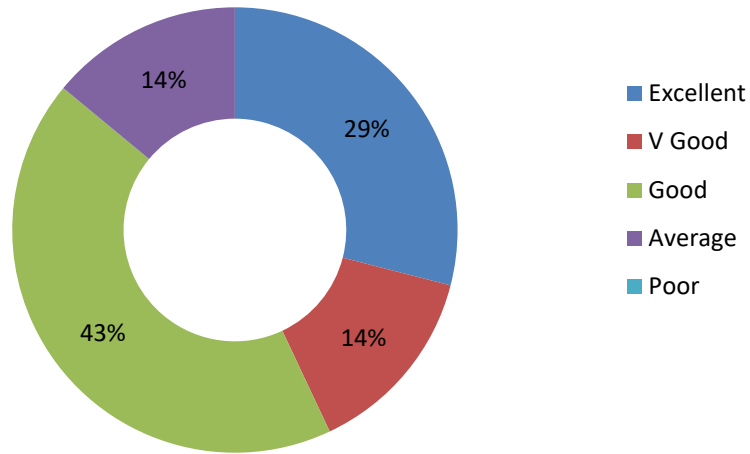


4) Are you satisfied with the work environment of United Institute of Management?

Responds	SATISFACTION LEVEL					Total
	Excellent	V Good	Good	Average	Poor	
No	7	3	10	3	0	23
%	29	14	43	14	0	100


 Principal
 United Institute of Management
 E-3, UPSIDC Naini, Prayagraj

SATISFACTION LEVEL



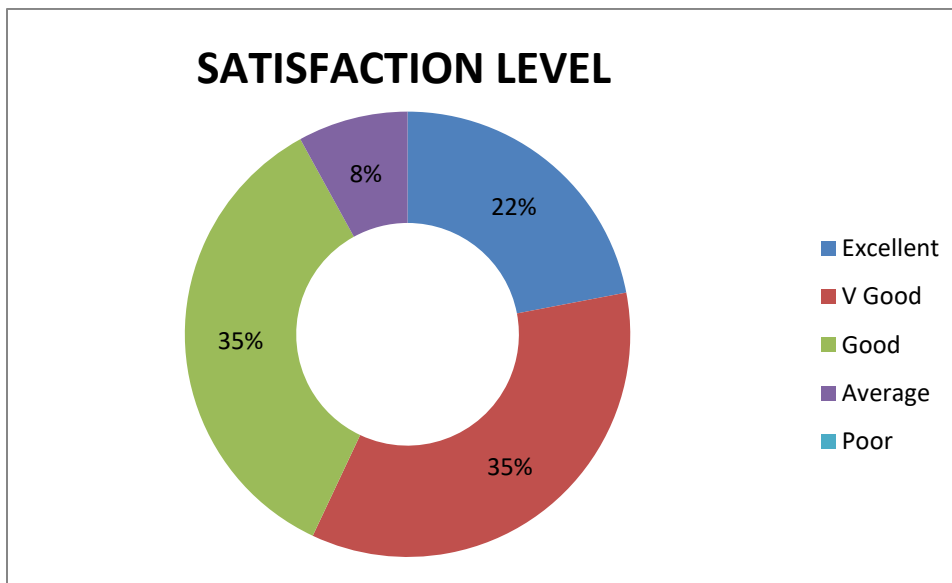
Principal
United Institute of Management
E-3, UPSIDC Naini, Prayagraj

INFERENCE

43% of the respondents responded as "good" about the work environment of United Institute of Management, 29% responded as "excellent", 14% responded as "very good" and the remaining 14% responded as "Average".

5) Do you feel the institution takes active interest in promoting internship, Industrial Visits, Seminars & expert talks?

Responds	SATISFACTION LEVEL					
	Excellent	V Good	Good	Average	Poor	Total
No	5	8	8	2	0	23
%	22	35	35	8	0	100



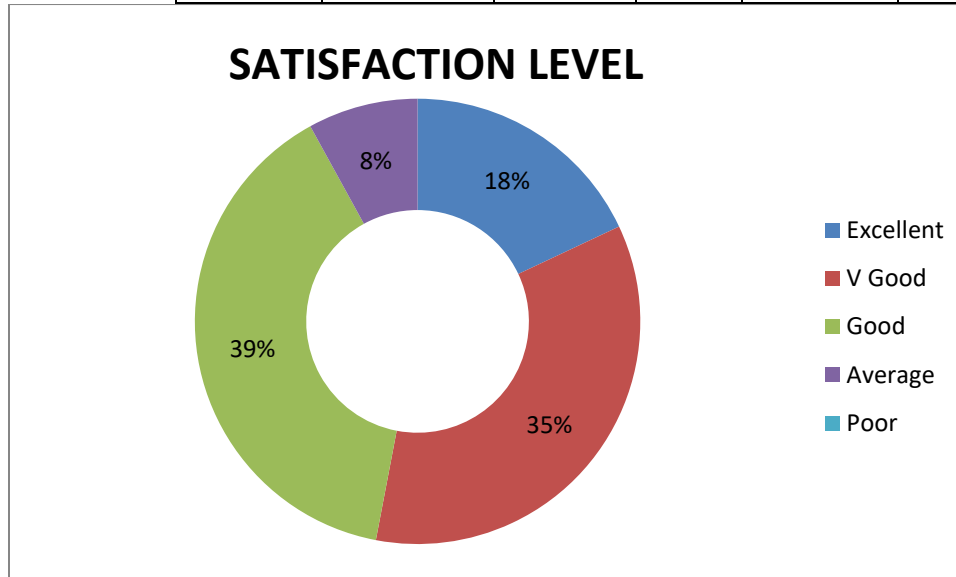
INFERENCE

35% of the respondents have "very good" opinion that the institution takes active interest in promoting internship, Industrial Visits, Seminars & expert talks; 35% have "good" opinion, 22% have "excellent" opinion and the remaining 8% have an "average" opinion.

6) Do you feel the teaching and mentoring process in the institution facilitates the students cognitive, social and emotional growth?

Principal
United Institute of Management
E-3, UPSIDC Naini, Prayagraj

Responds	SATISFACTION LEVEL					
	Excellent	V Good	Good	Average	Poor	Total
No	4	8	9	2	0	23
%	18	35	39	8	0	91



INFERENCE

39% of the respondents have "good" opinion that the teaching and mentoring the institution facilitates the students' cognitive, social and emotional growth: 35% have "very good" opinion, 18% have "excellent" opinion and the remaining "average" opinion.

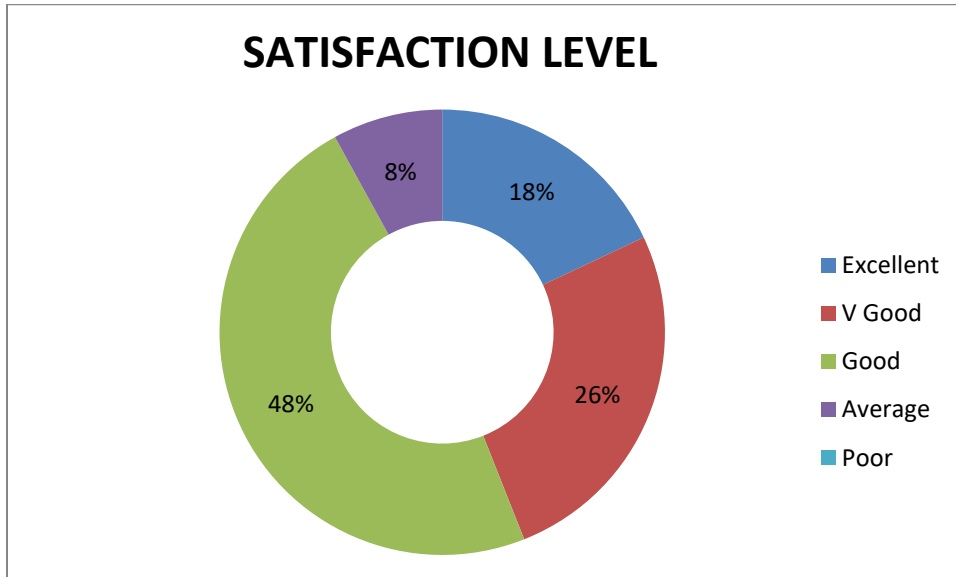
7) Do you feel the institution helps the students to identify their strengths and encourage them by providing the right level of challenges to overcome their weakness?

Responds	SATISFACTION LEVEL					
	Excellent	V Good	Good	Average	Poor	Total
No	4	6	11	2	0	23
%	18	26	48	8	0	100

Principal
United Institute of Management
E-3, UPSIDC Naini, Prayagraj

INFERENCE

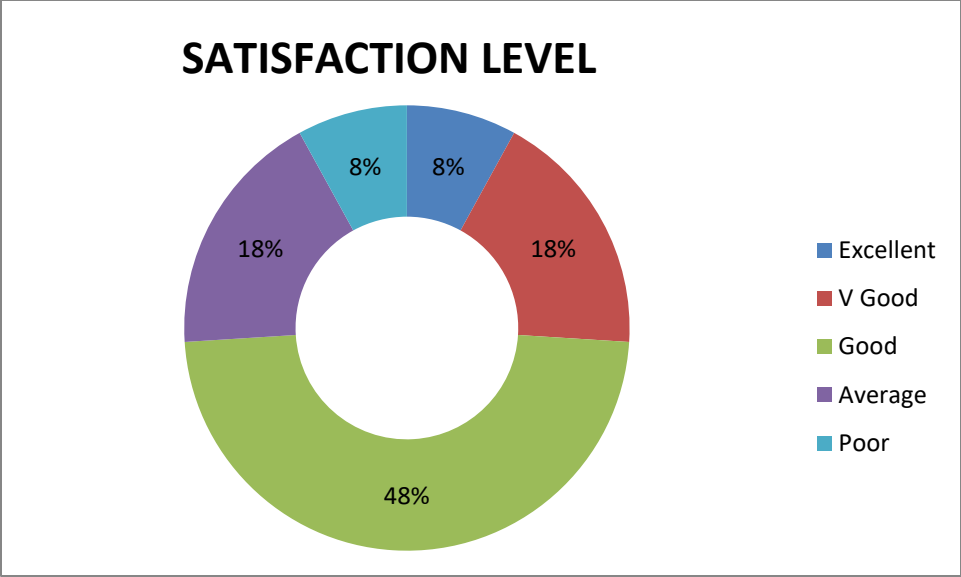
48% of the respondents have "good" opinion that the institution helps the students to identify their strengths and encourage them by providing the right level of challenges to overcome their weakness; 26% have "very good" opinion, 18% have "excellent" opinion and the remaining 8% have an "average" opinion. The following data is shown in the graph below:



8) How do you rate the facilities like Canteen and Food stall?

Responds	SATISFACTION LEVEL					Total
	Excellent	V Good	Good	Average	Poor	
No	2	4	11	4	2	23
%	8	18	48	18	8	100

Principal
United Institute of Management
E-3, UPSIDC Naini, Prayagraj



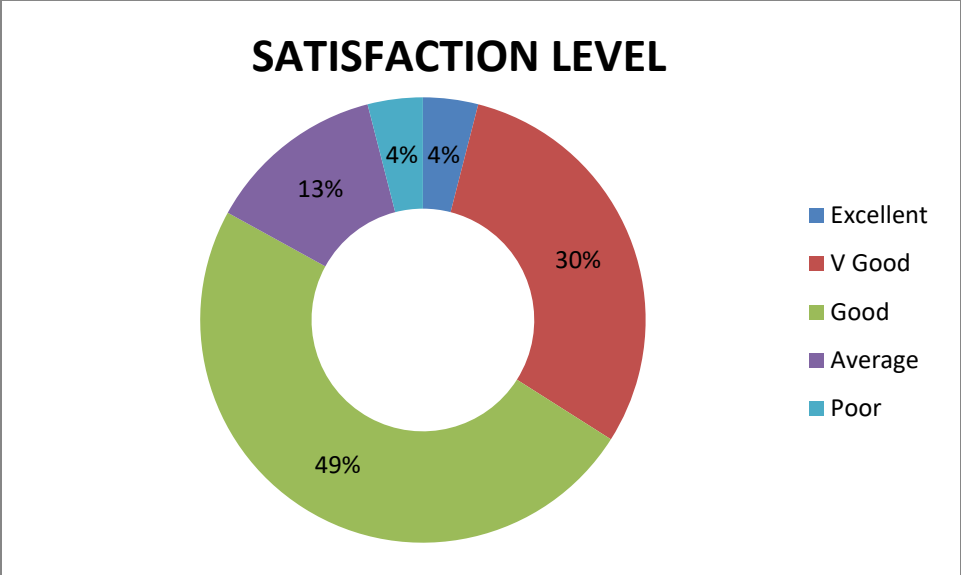
INFERENCE

48% of the respondents have "good" opinion upon the facilities like Canteen and Food stall; 18% have "very good" opinion, 18% have "average" opinion, 8% have "excellent" opinion and the remaining 8% have "poor" opinion.

9) Do you feel the Library and other facilities are suitable for self-learning for the students?

Responds	SATISFACTION LEVEL					
	Excellent	V Good	Good	Average	Poor	Total
No	1	7	11	3	1	23
%	4	30	49	13	4	100


 Principal
 United Institute of Management
 E-3, UPSIDC Naini, Prayagraj



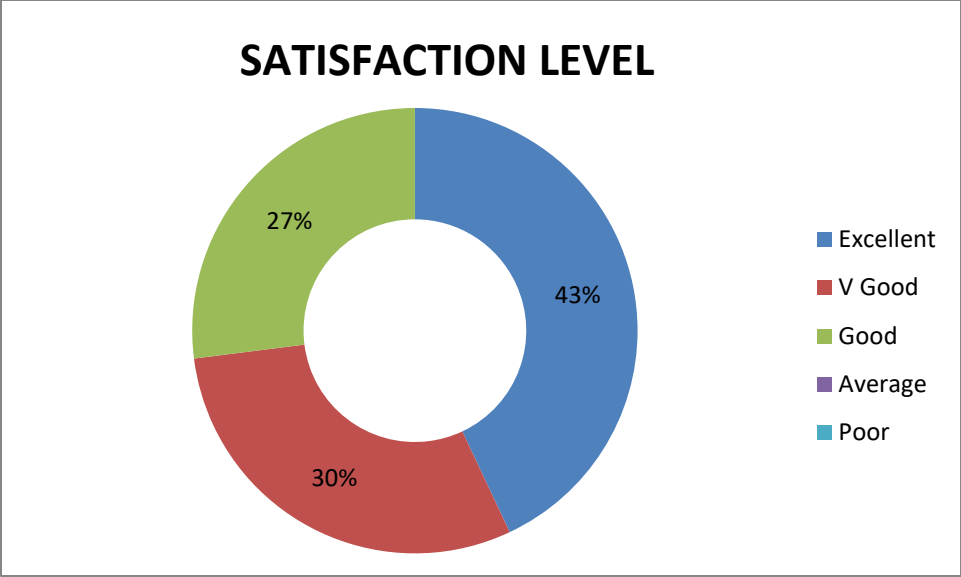
INFERENCE

49% of the respondents have "good" opinion that the library facilities are suit for the self-learning for the students; 30% have "very good" opinion, 13% have "average" opinion, 4% have "excellent" opinion and the remaining 4% have "poor" opinion.

10) Do you feel the ambiance of the institution is good?

Responds	SATISFACTION LEVEL					Total
	Excellent	V Good	Good	Average	Poor	
No	10	7	6	0	0	23
%	43	30	27	0	0	100

Principal
 United Institute of Management
 E-3, UPSIDC Naini, Prayagraj



INFERENCE

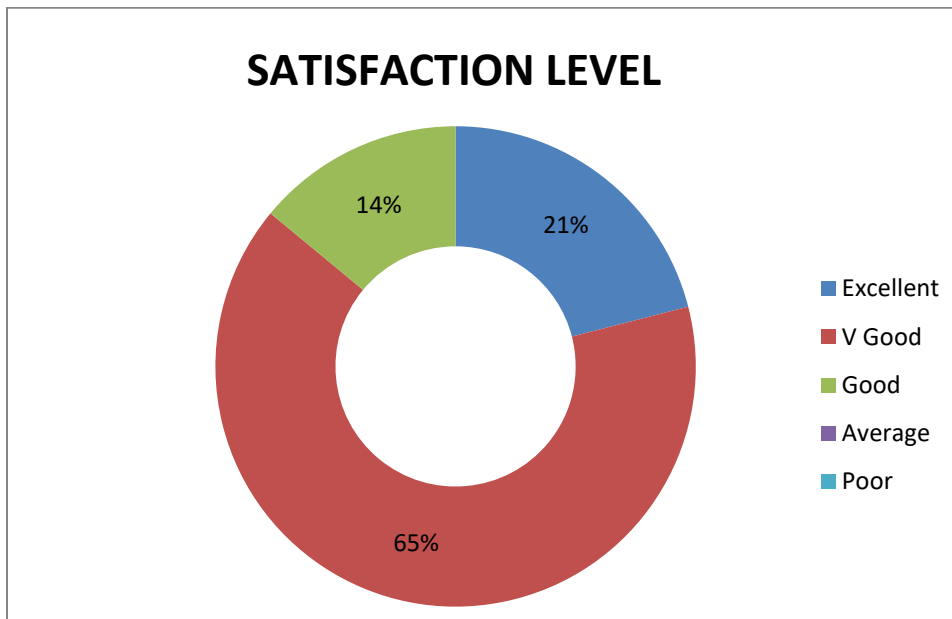
43% of the respondents have "excellent" opinion upon the overall ambiance of the college; 30% have "very good" opinion and the remaining 27% have "good" opinion.


Principal
United Institute of Management
E-3, UPSIDC Naini, Prayagraj

DEPARTMENT OF COMPUTER APPLICATIONS

1) How do you feel about the course that offers in the college, is that helpful for the students to find a job after the courses?

Responds	SATISFACTION LEVEL					
	Excellent	V Good	Good	Average	Poor	Total
No	3	9	2	0	0	14
%	21	65	14	0	0	100



INFERENCE

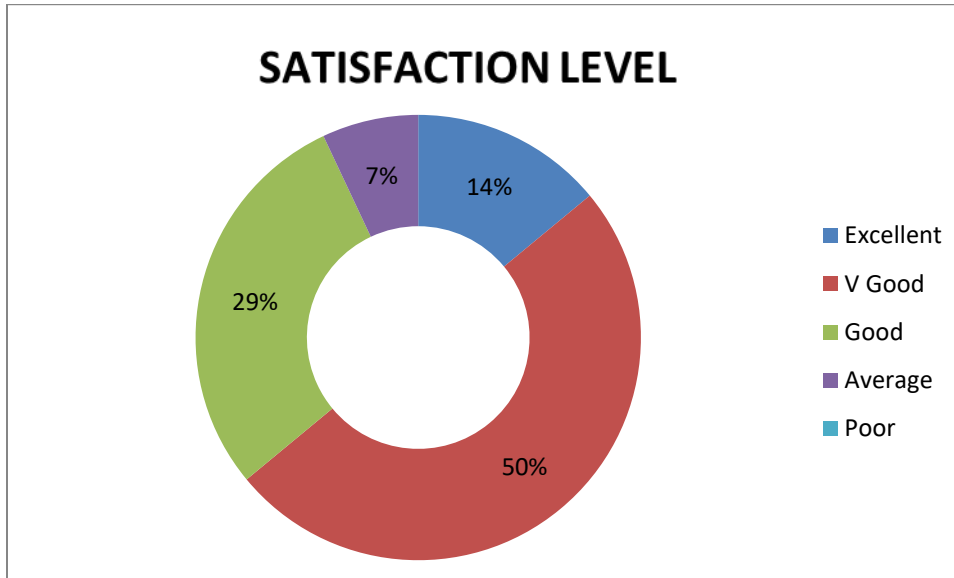
65% of the respondents have "very good" opinion that the courses that offers in the college is helpful for the students to find a job, other 21% have "excellent" opinion and the remaining 14% have "good" opinion.

2) Do you feel United Institute of Management is up to date to the current Industrial Needs?

Responds	SATISFACTION LEVEL					
	Excellent	V Good	Good	Average	Poor	Total

Principal
United Institute of Management
E-3, UPSIDC Naini, Prayagraj

No	2	7	4	1	0	14
%	14	50	29	7	0	100



INFERENCE

50% of the respondents have “very good” opinion that United Institute of Management is up to date to the current Industrial needs, 29% have "good" opinion, 14% have opinion “excellent” opinion and the remaining 7% have "average" opinion.

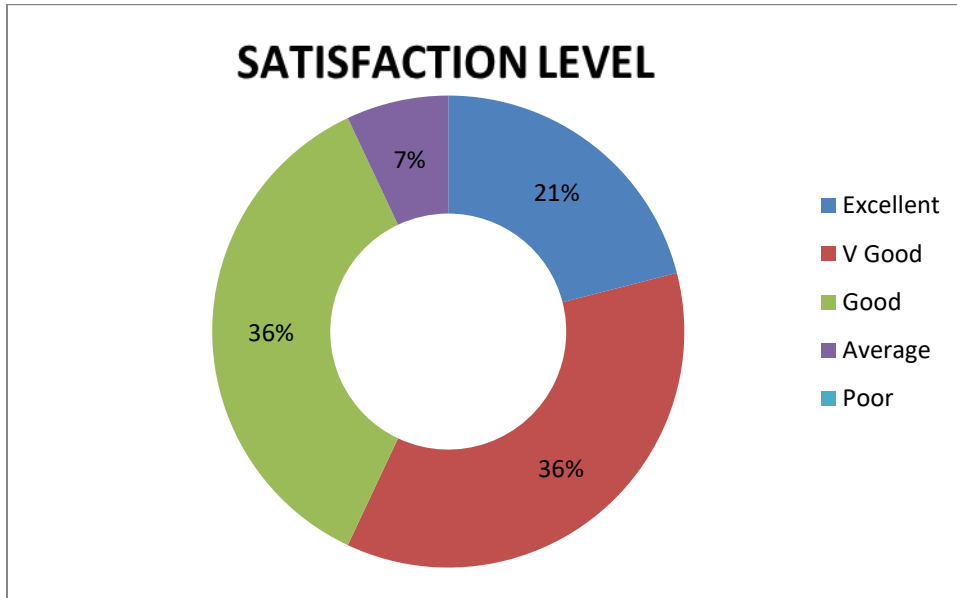
3) Did the institution provide FDPs and other programs at the right time to strengthen the teacher's skills and knowledge level?

Responds	SATISFACTION LEVEL					
	Excellent	V Good	Good	Average	Poor	Total
No	3	5	5	1	0	14
%	21	36	36	7	0	100

INFERENCE

Principal
United Institute of Management
E-3, UPSIDC Naini, Prayagraj

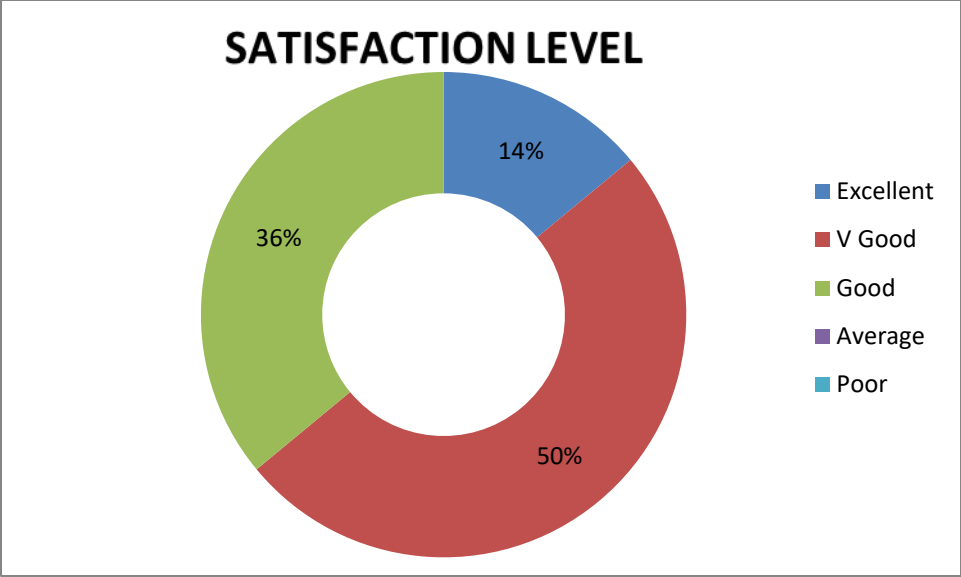
36% of the respondents have "very good" opinion that the institution provides FDPs and other programs at the right time to strengthen the teacher's skills and Knowledge level; 36% have "good" opinion, 21% have "excellent" opinion and the remaining 7% have an "average" opinion. This data is depicted in graph below:



4) Are you satisfied with the work environment of United Institute of Management?

Responds	SATISFACTION LEVEL					Total
	Excellent	V Good	Good	Average	Poor	
No	2	7	5	0	0	14
%	14	50	36	0	0	100

Principal
 United Institute of Management
 E-3, UPSIDC Naini, Prayagraj



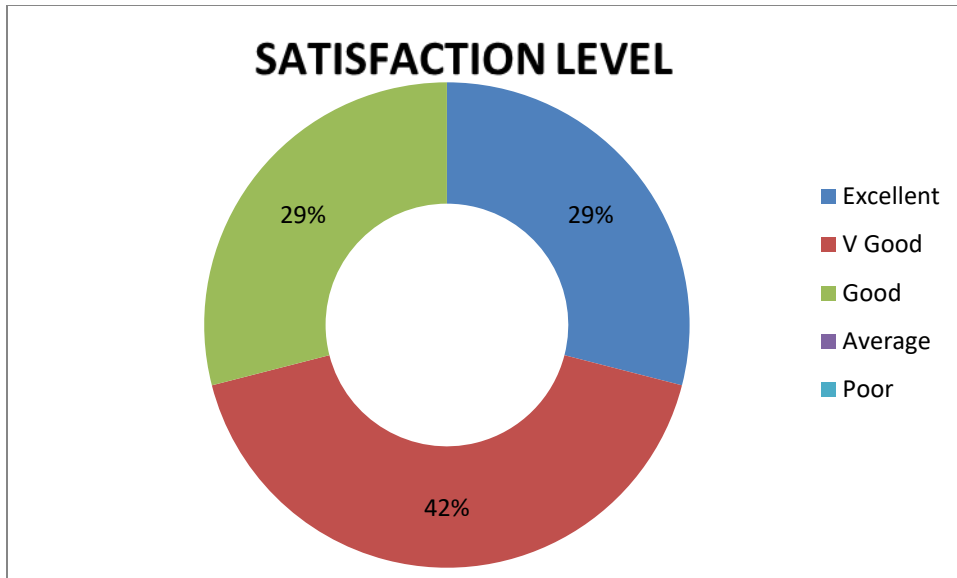
INFERENCE

50% of the respondents responded as "very good" about the work environment of United Institute of Management, 14% responded as "excellent", and the remaining 36% responded as "good".

5) Do you feel the institution takes active interest in promoting internship, Industrial Visits, Seminars & expert talks?

Responds	SATISFACTION LEVEL					
	Excellent	V Good	Good	Average	Poor	Total
No	4	6	4	0	0	14
%	29	42	29	0	0	100

Principal
 United Institute of Management
 E-3, UPSIDC Naini, Prayagraj



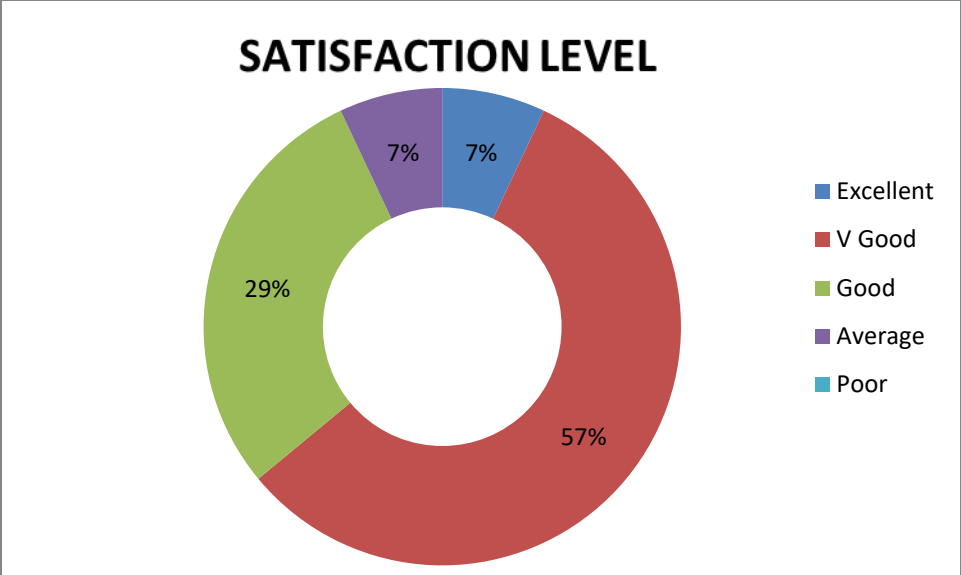
INFERENCE

42% of the respondents have "very good" opinion that the institution takes active interest in promoting internship, Industrial Visits, Seminars & expert talks, 29% have "excellent" opinion and the remaining 29% have an "good" opinion.

6) Do you feel the teaching and mentoring process in the institution facilitates the students cognitive, social and emotional growth?

Responds	SATISFACTION LEVEL					Total
	Excellent	V Good	Good	Average	Poor	
No	1	8	4	1	0	14
%	7	57	29	7	0	100

Principal
 United Institute of Management
 E-3, UPSIDC Naini, Prayagraj



INFERENCE

57% of the respondents have "very good" opinion that the teaching and mentoring the institution facilitates the students' cognitive, social and emotional growth: 29% have "good" opinion, 7% have "excellent" opinion and the remaining 7% have "average" opinion.

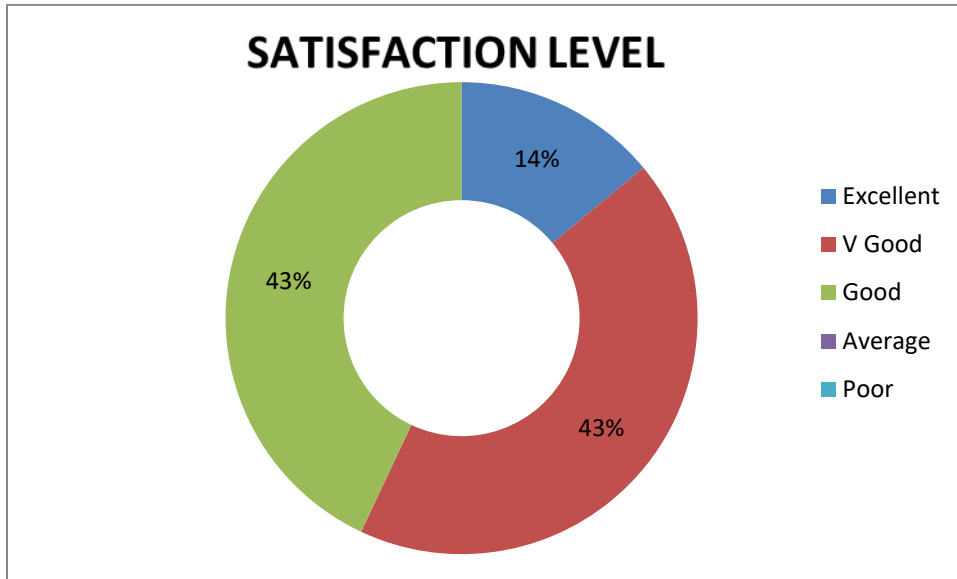
7) Do you feel the institution helps the students to identify their strengths and encourage them by providing the right level of challenges to overcome their weakness?

Responds	SATISFACTION LEVEL					
	Excellent	V Good	Good	Average	Poor	Total
No	2	6	6	0	0	14
%	14	43	43	0	0	100

INFERENCE

43% of the respondents have "very good" opinion that the institution helps the students to identify their strengths and encourage them by providing the right level of challenges to overcome their weakness; 43% have "good" opinion, and the remaining 14% have "excellent" opinion. The following data is depicted in the graph below:

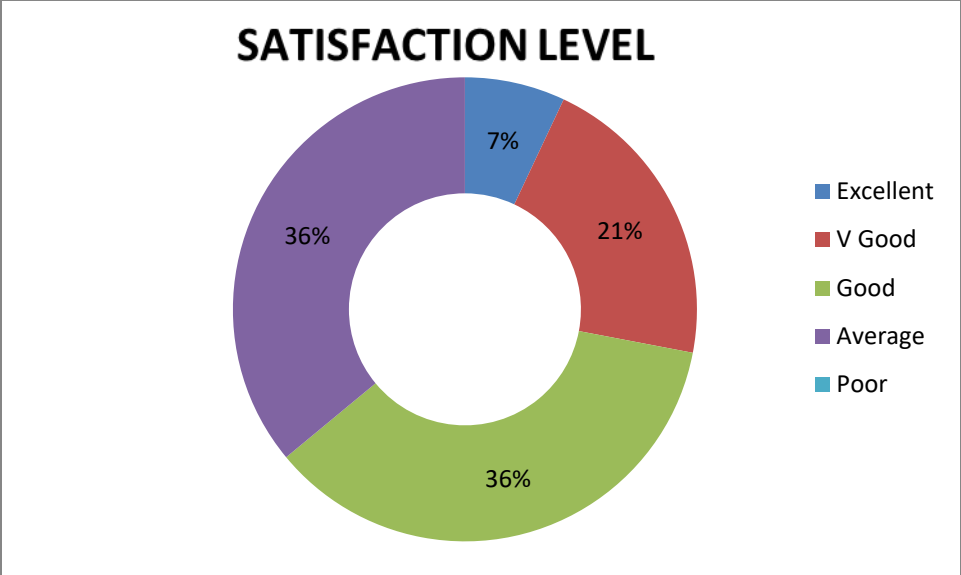

 Principal
 United Institute of Management
 E-3, UPSIDC Naini, Prayagraj



8) How do you rate the facilities like Canteen and Food stall?

Responds	SATISFACTION LEVEL					
	Excellent	V Good	Good	Average	Poor	Total
No	1	3	5	5	0	14
%	7	21	36	36	0	100

Principal
 United Institute of Management
 E-3, UPSIDC Naini, Prayagraj



INFERENCE

36% of the respondents have "good" opinion upon the facilities like Canteen and Food stall; 21% have "very good" opinion, 36% have "average" opinion, and the remaining 7% have "excellent" opinion.

9) Do you feel the Library and other facilities are suitable for self-learning for the students?

Responds	SATISFACTION LEVEL					Total
	Excellent	V Good	Good	Average	Poor	
No	0	4	6	4	0	14
%	0	29	42	29	0	100


 Principal
 United Institute of Management
 E-3, UPSIDC Naini, Prayagraj



INFERENCE

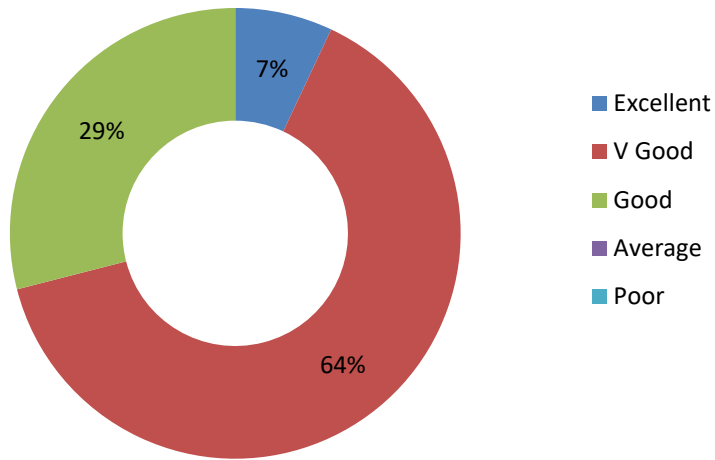
42% of the respondents have "good" opinion that the library facilities are suit for the self-learning for the students; 29% have "very good" opinion, and the remaining 29% have an "average" opinion.

10) Do you feel the ambiance of the institution is good?

Responds	SATISFACTION LEVEL					Total
	Excellent	V Good	Good	Average	Poor	
No	1	9	4	0	0	14
%	7	64	29	0	0	100

Principal
 United Institute of Management
 E-3, UPSIDC Naini, Prayagraj

SATISFACTION LEVEL



INFERENCE

64% of the respondents have "very good" opinion upon the overall ambiance of the college; 29% have "good" opinion and the remaining 7% have "excellent" opinion.

Principal
United Institute of Management
E-3, UPSIDC Naini, Prayagraj



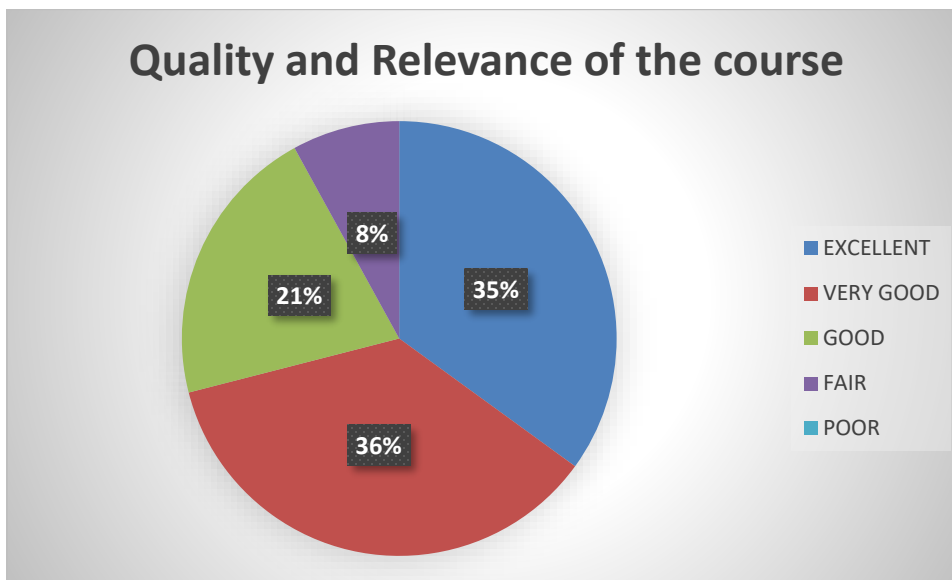
UNITED INSTITUTE OF MANAGEMENT

TEACHER FEEDBACK ANALYSIS REPORT 2020-21

A survey was conducted regarding the quality and appropriateness of the course curriculum followed in the three year courses (2018-2021) offered by the Prof. Rajendra Singh (Rajju Bhaiya) University, Prayagraj. The data was collected from teachers of each department and analyzed. The following are the conclusions of the analysis of the data collected analyzed for each department.

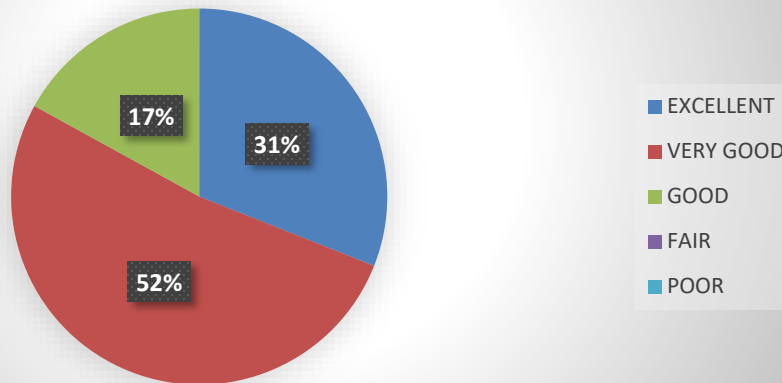
Department of Computer Science

All the teachers were subjected to the survey and it was found that an average of more than 98% teachers are satisfied with the curriculum they were offered and agrees that the syllabus is not too burdensome, is well balanced and meets the industrial requirements.

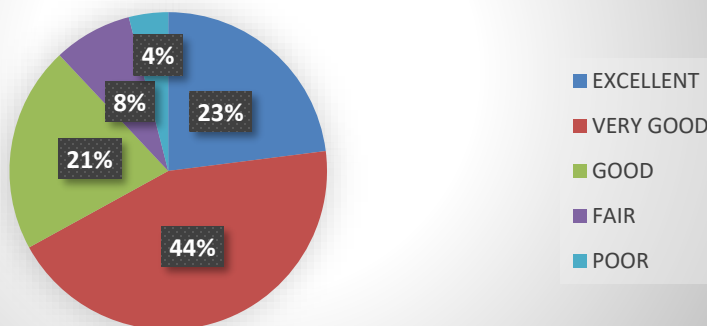


Principal
United Institute of Management
E-3, UPSIDC Naini, Prayagraj

How do you rate the student's ability to understand the course taught by you?

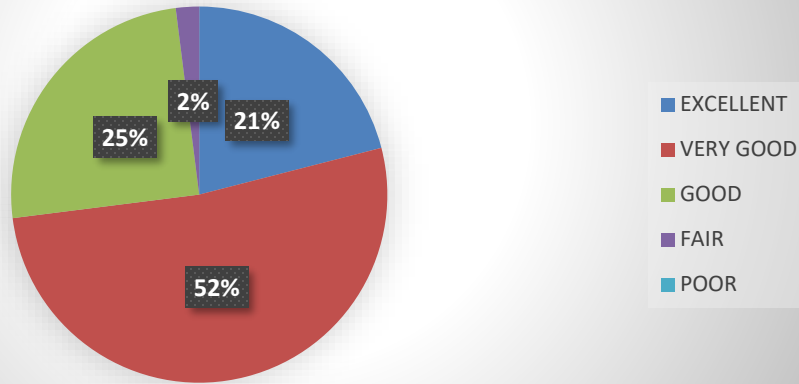


How do you rate courses in terms of their relevance to the latest and/or the future technologies?

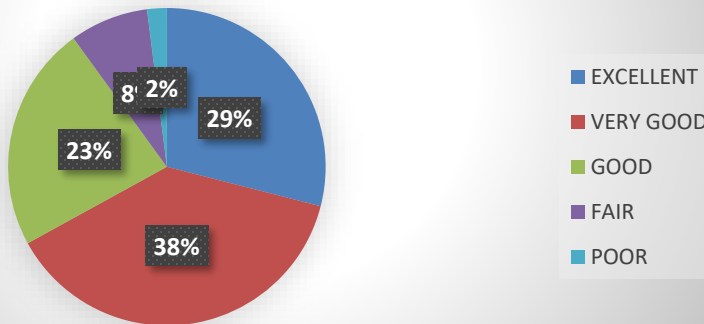


Principal
United Institute of Management
E-3, UPSIDC Naini, Prayagraj

How do you rate the outcomes that your student has achieved from the course?

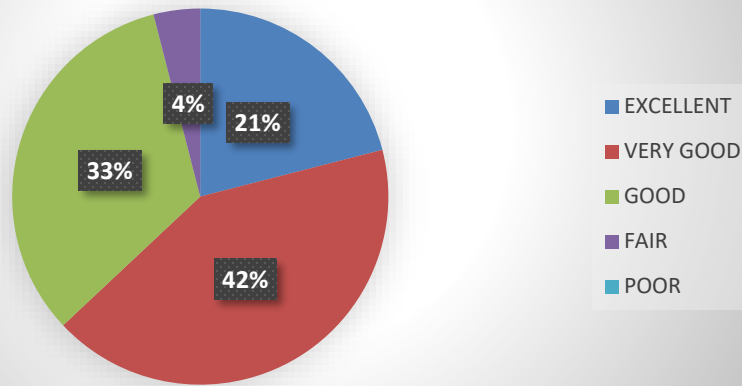


How do you rate the University curriculum help your students in getting jobs and placements?

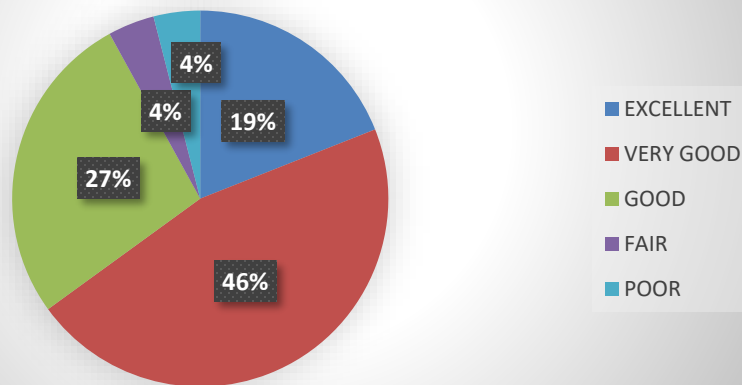


Principal
United Institute of Management
E-3, UPSIDC Naini, Prayagraj

Appropriateness of the sequence of the module in the course

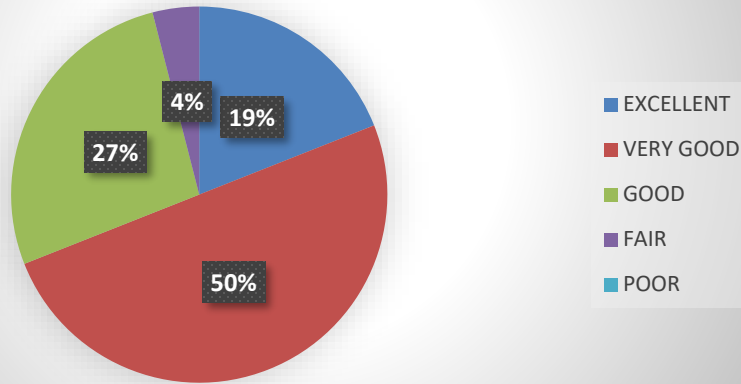


Depth of the curriculum suits the current industry needs

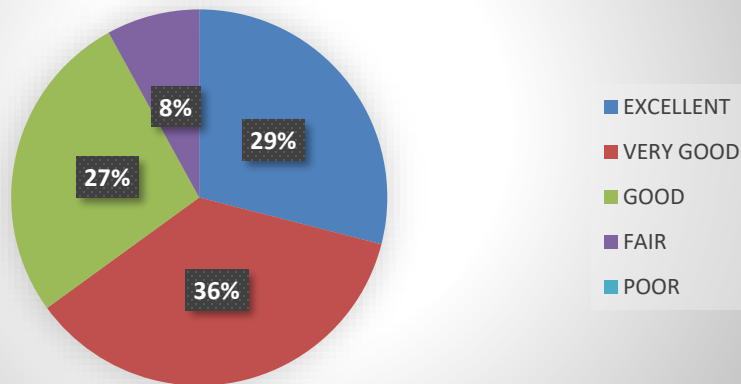


Principal
United Institute of Management
E-3, UPSIDC Naini, Prayagraj

Workload of the students efficiently distributed across the course period

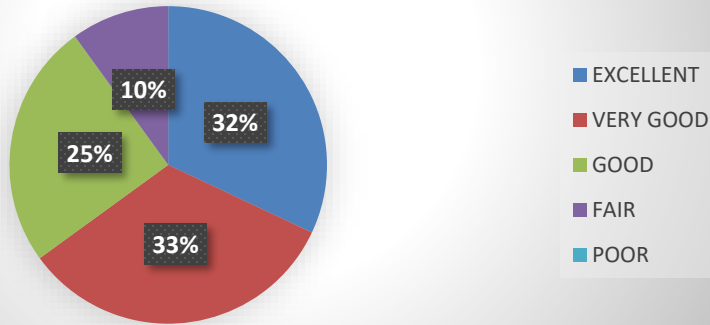


curriculum give importance to both theory and practical



Principal
United Institute of Management
E-3, UPSIDC Naini, Prayagraj

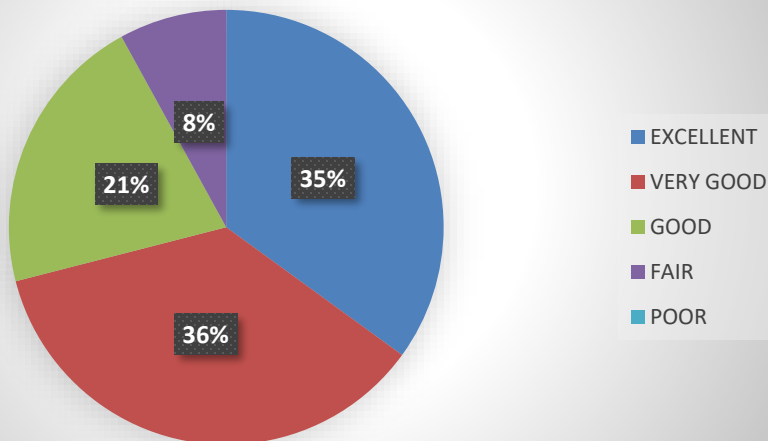
The course focuses and prepares the students to perform well in their future prospects



UG Department of Commerce & Management

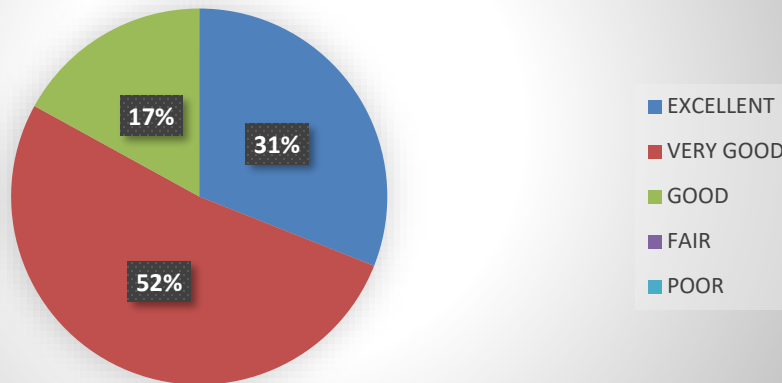
All the teachers were subjected to the survey and it was found that an average of more than 96% teachers are satisfied with the curriculum they were offered and agrees that the syllabus is not too burdensome, is well balanced and meets the industrial requirements.

Quality and Relevance of the course

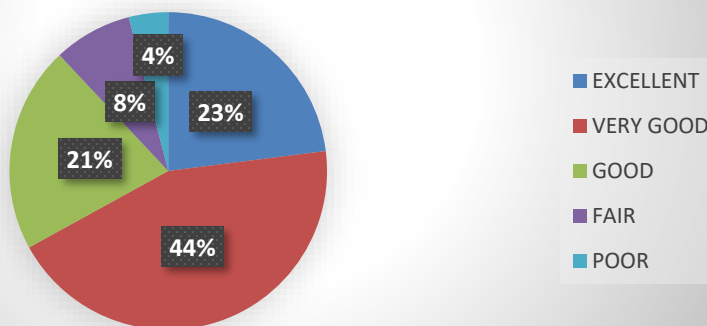


Principal
United Institute of Management
E-3, UPSIDC Naini, Prayagraj

How do you rate the student's ability to understand the course taught by you?

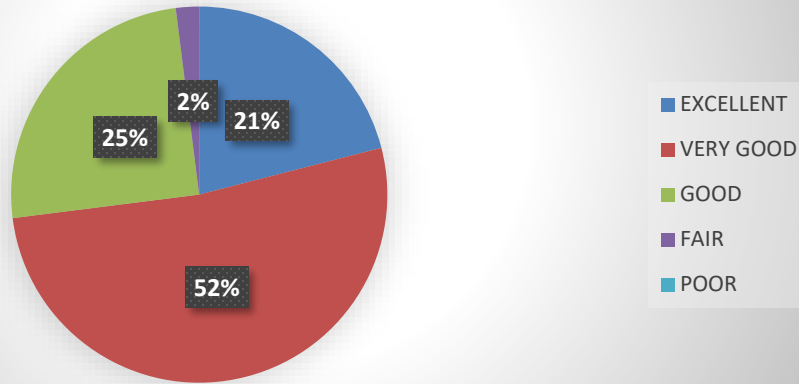


How do you rate courses in terms of their relevance to the latest and/or the future technologies?

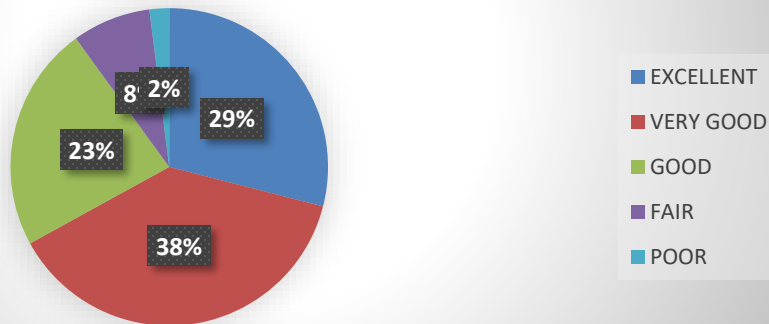


Principal
United Institute of Management
E-3, UPSIDC Naini, Prayagraj

How do you rate the outcomes that your student has achieved from the course?

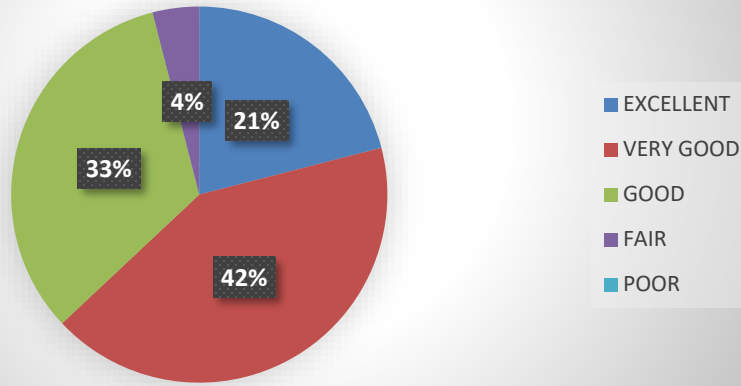


How do you rate the University curriculum help your students in getting jobs and placements?

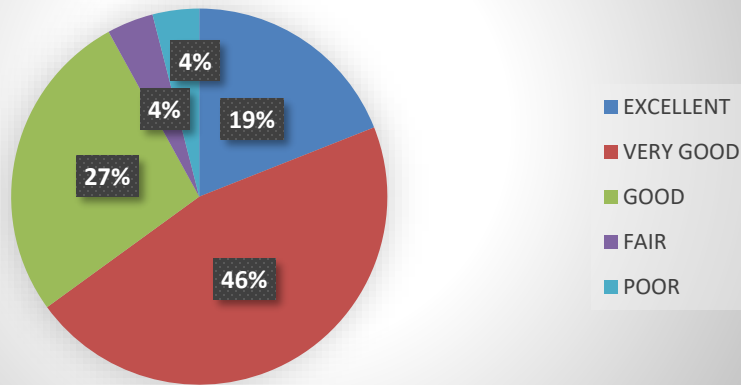


Principal
United Institute of Management
E-3, UPSIDC Naini, Prayagraj

Appropriateness of the sequence of the module in the course

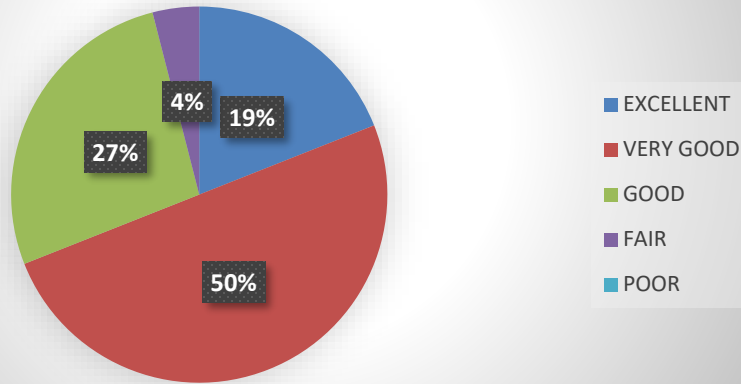


Depth of the curriculum suits the current industry needs

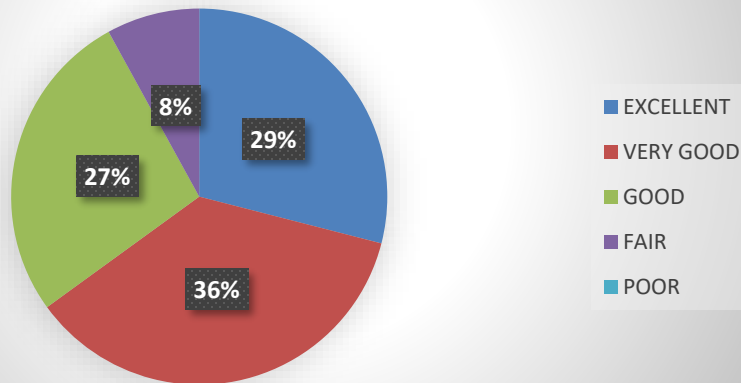


Principal
United Institute of Management
E-3, UPSIDC Naini, Prayagraj

Workload of the students efficiently distributed across the course period

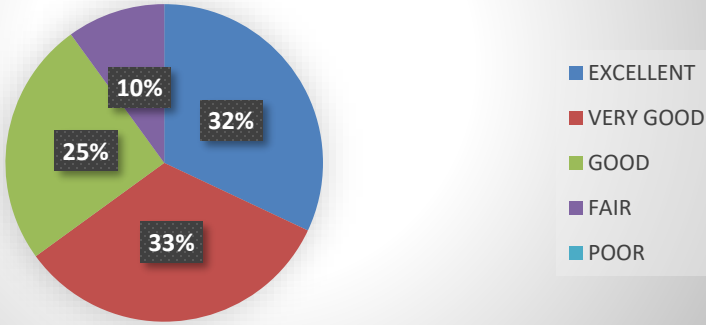


curriculum give importance to both theory and practical



Principal
United Institute of Management
E-3, UPSIDC Naini, Prayagraj

The course focuses and prepares the students to perform well in their future prospects



Principal
United Institute of Management
E-3, UPSIDC Naini, Prayagraj

UNITED INSTITUTE OF MANAGEMENT

Curriculum feedback form for teachers for (Batch: 20..... - 20.....)

Name:

Department:

Class:

Course:

Please rate the following questions:

1) How do you rate the quality and relevance of the course included into the curriculum?

a) Excellent b) Very Good c) Good d) Fair e) Poor

2) How do you rate the student's ability to understand the course taught by you?

a) Excellent b) Very Good c) Good d) Fair e) Poor

3) Rate courses in terms of their relevance to the latest / or the future technologies?

a) Excellent b) Very Good c) Good d) Fair e) Poor

4) How do you rate the outcomes that your student has achieved from the course?

a) Excellent b) Very Good c) Good d) Fair e) Poor

5) How do you rate the University curriculum help your students in getting jobs and placements?

a) Excellent b) Very Good c) Good d) Fair e) Poor

6) How do you rate the appropriateness of the sequence of the module in the course

a) Excellent b) Very Good c) Good d) Fair e) Poor

7) The depth of the curriculum suits the current industry needs

a) Excellent b) Very Good c) Good d) Fair e) Poor

8) The workload of the students efficiently distributed across the course period



Principal
United Institute of Management
E-3, UPSIDC Naini, Prayagraj

a) Excellent b) Very Good c) Good d) Fair e) Poor

9) The curriculum gives importance to both theory and practical

a) Excellent b) Very Good c) Good d) Fair e) Poor

10) The course focuses and prepares the students to perform well in their future prospects

a) Excellent b) Very Good c) Good d) Fair e) Poor



Principal
United Institute of Management
E-3, UPSIDC Naini, Prayagraj



UNITED INSTITUTE OF MANAGEMENT



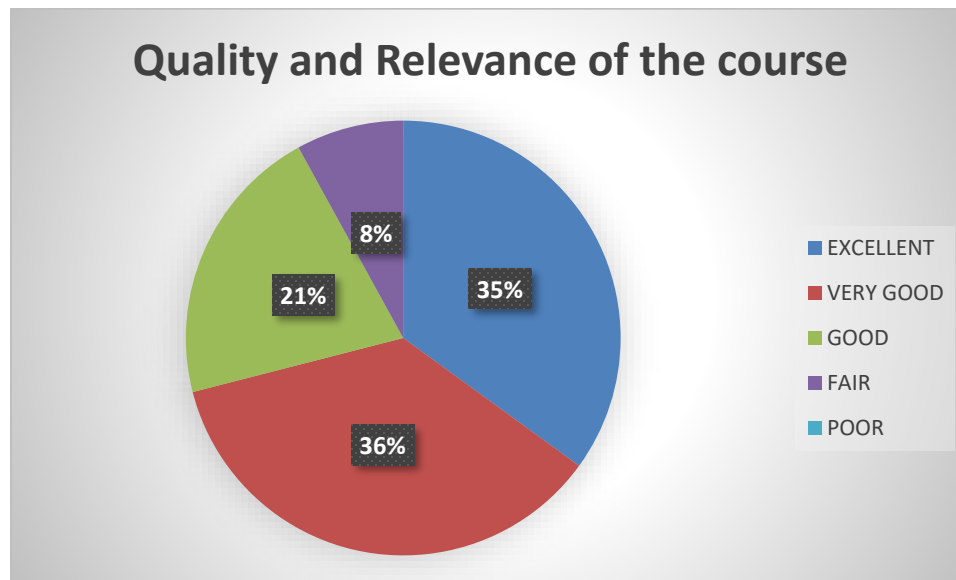
UNITED INSTITUTE OF MANAGEMENT

TEACHER FEEDBACK ANALYSIS REPORT 2019-20

A survey was conducted regarding the quality and appropriateness of the course curriculum followed in the three year courses (2018-2021) offered by the Prof. Rajendra Singh (Rajju Bhaiya) University, Prayagraj. The data was collected from teachers of each department and analyzed. The following are the conclusions of the analysis of the data collected analyzed for each department.

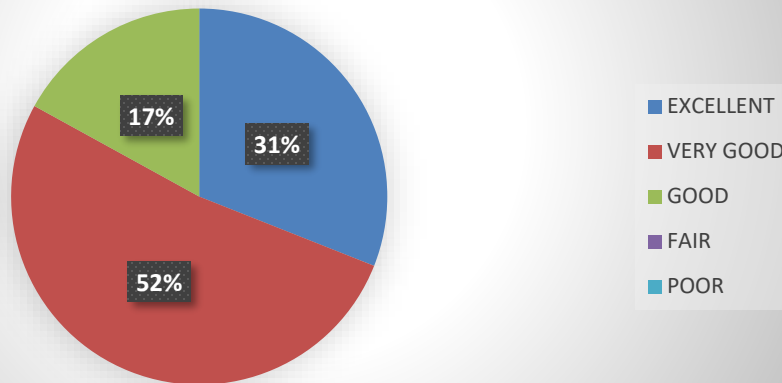
Department of Computer Science

All the teachers were subjected to the survey and it was found that an average of more than 98% teachers are satisfied with the curriculum they were offered and agrees that the syllabus is not too burdensome, is well balanced and meets the industrial requirements.

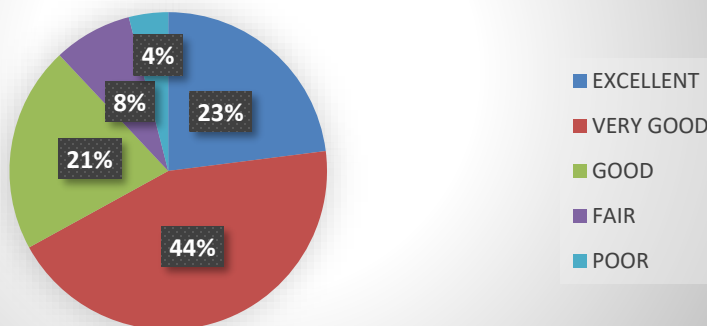


Principal
United Institute of Management
E-3, UPSIDC Naini, Prayagraj

How do you rate the student's ability to understand the course taught by you?

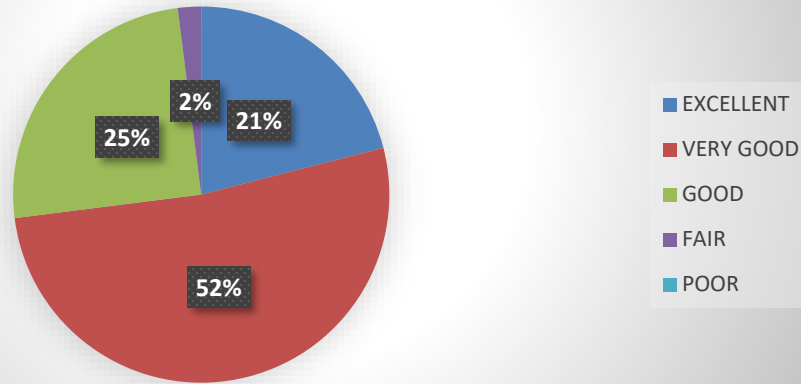


How do you rate courses in terms of their relevance to the latest and/or the future technologies?

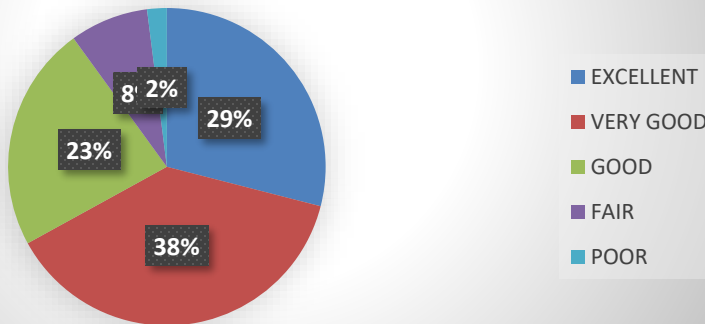


Principal
United Institute of Management
E-3, UPSIDC Naini, Prayagraj

How do you rate the outcomes that your student has achieved from the course?

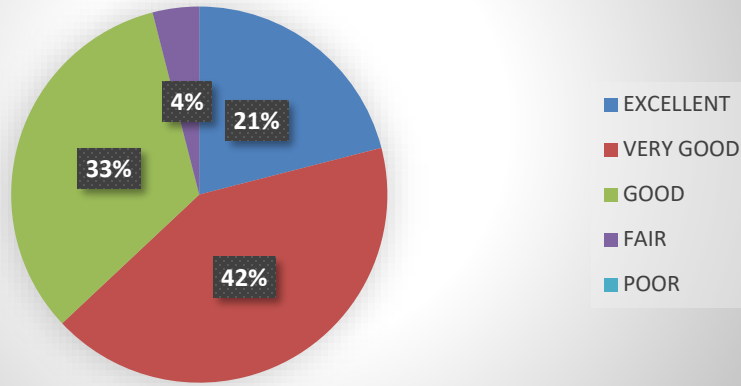


How do you rate the University curriculum help your students in getting jobs and placements?

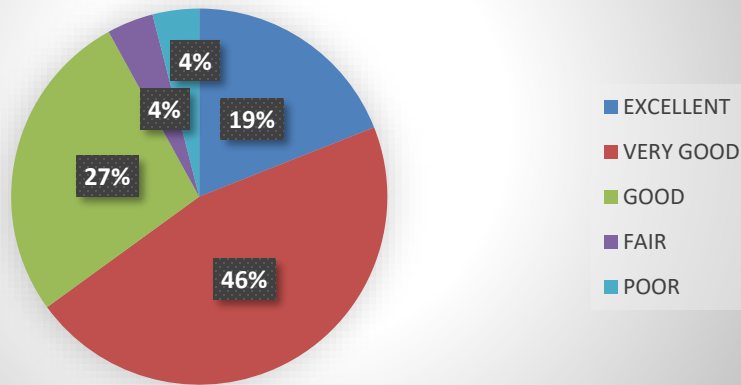


Principal
United Institute of Management
E-3, UPSIDC Naini, Prayagraj

Appropriateness of the sequence of the module in the course

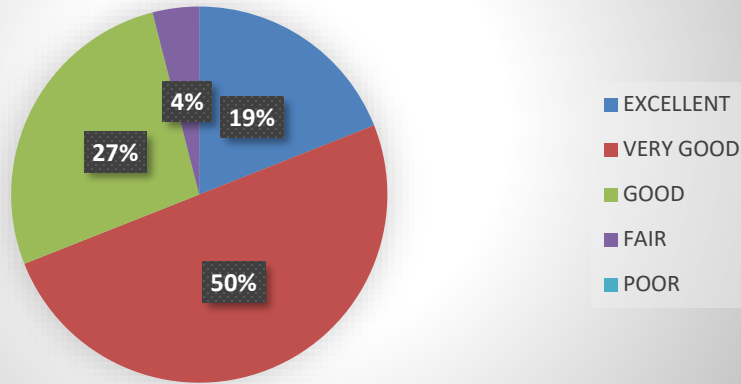


Depth of the curriculum suits the current industry needs

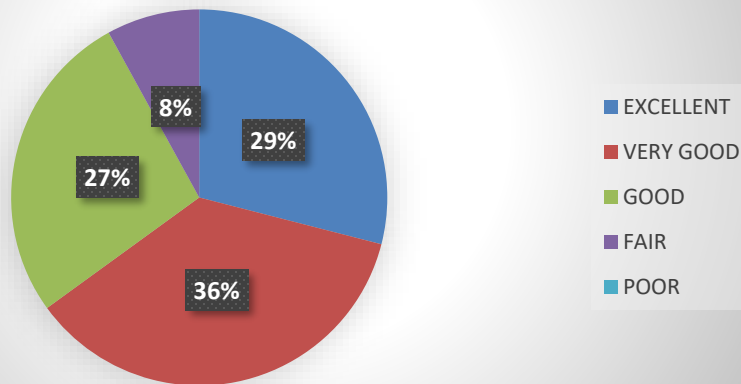


Principal
United Institute of Management
E-3, UPSIDC Naini, Prayagraj

Workload of the students efficiently distributed across the course period

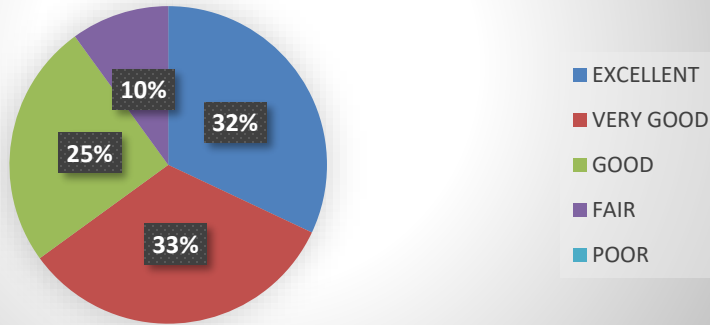


curriculum give importance to both theory and practical



Principal
United Institute of Management
E-3, UPSIDC Naini, Prayagraj

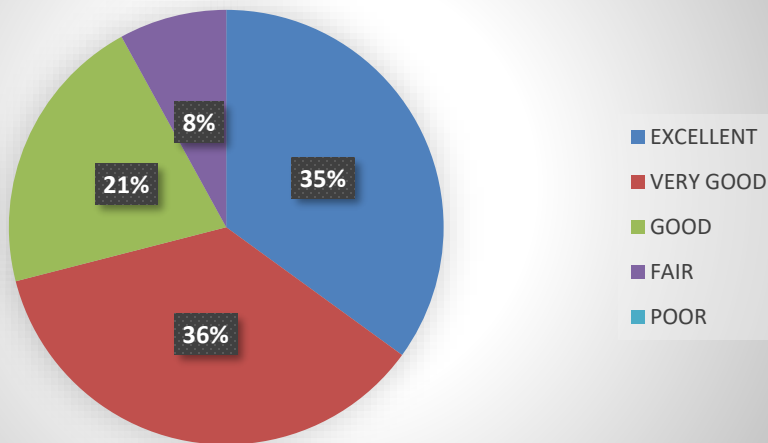
The course focuses and prepares the students to perform well in their future prospects



UG Department of Commerce & Management

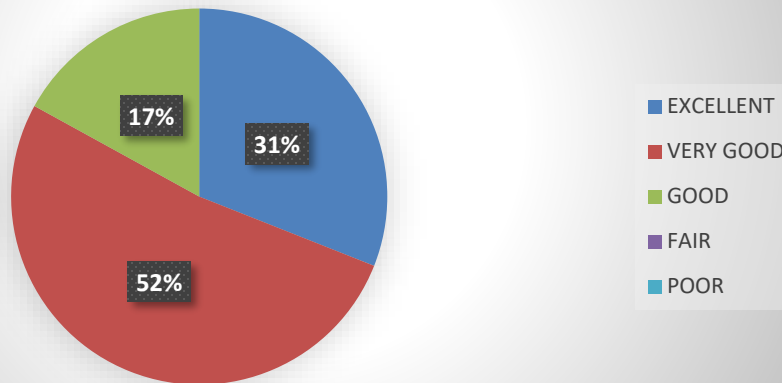
All the teachers were subjected to the survey and it was found that an average of more than 96% teachers are satisfied with the curriculum they were offered and agrees that the syllabus is not too burdensome, is well balanced and meets the industrial requirements.

Quality and Relevance of the course

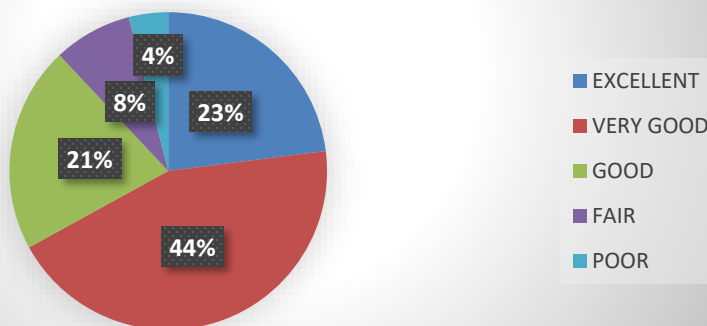


Principal
United Institute of Management
E-3, UPSIDC Naini, Prayagraj

How do you rate the student's ability to understand the course taught by you?

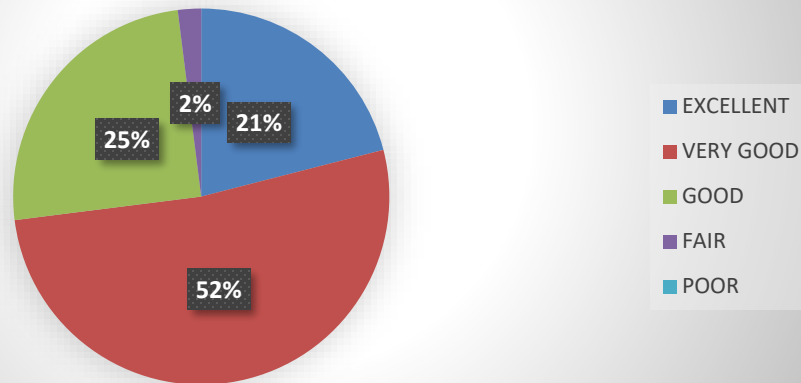


How do you rate courses in terms of their relevance to the latest and/or the future technologies?

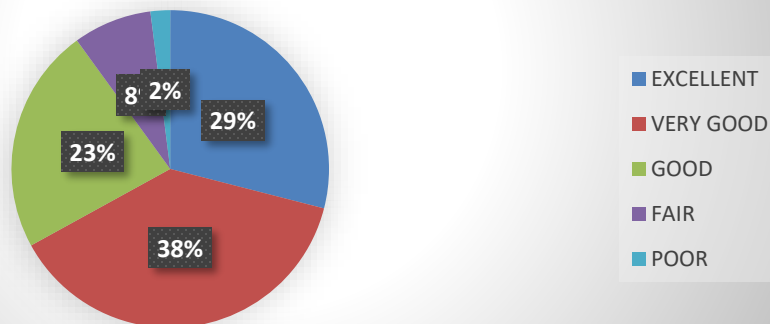


Principal
United Institute of Management
E-3, UPSIDC Naini, Prayagraj

How do you rate the outcomes that your student has achieved from the course?

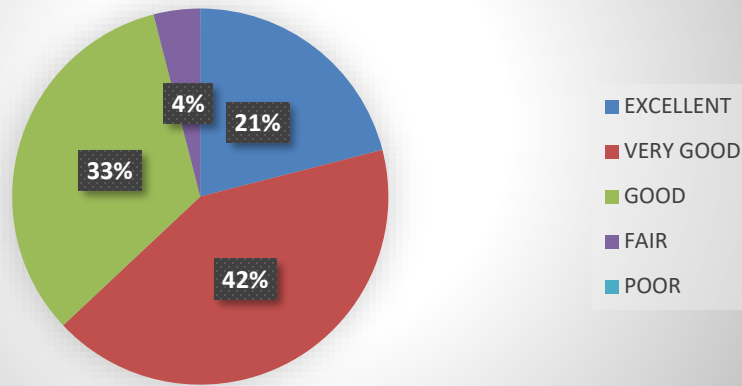


How do you rate the University curriculum help your students in getting jobs and placements?

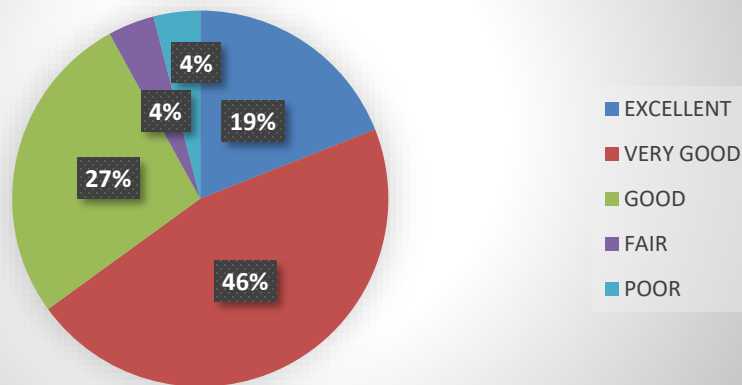


Principal
United Institute of Management
E-3, UPSIDC Naini, Prayagraj

Appropriateness of the sequence of the module in the course

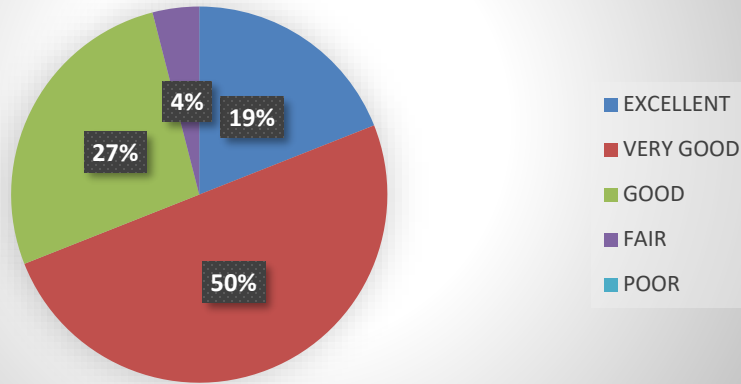


Depth of the curriculum suits the current industry needs

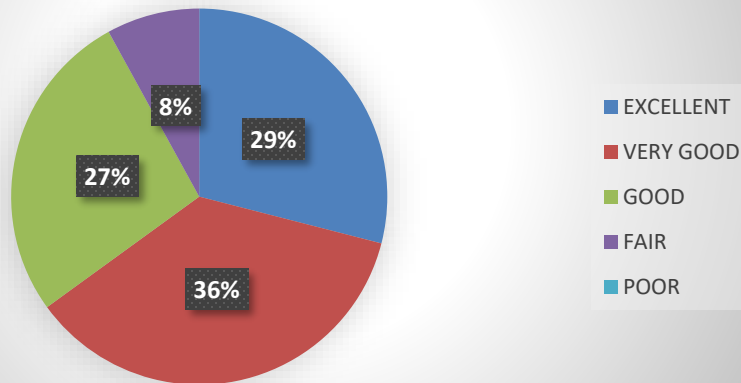


Principal
United Institute of Management
E-3, UPSIDC Naini, Prayagraj

Workload of the students efficiently distributed across the course period

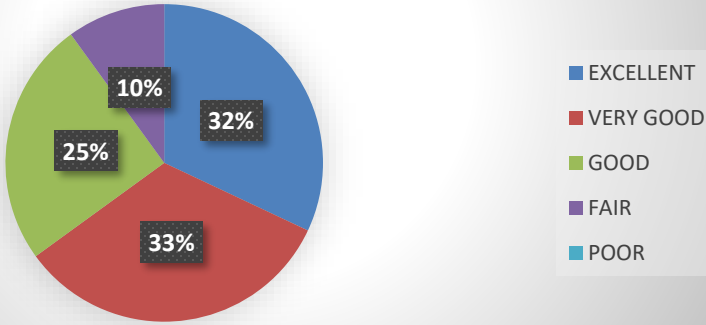


curriculum give importance to both theory and practical



Principal
United Institute of Management
E-3, UPSIDC Naini, Prayagraj

The course focuses and prepares the students to perform well in their future prospects



Principal
United Institute of Management
E-3, UPSIDC Naini, Prayagraj

UNITED INSTITUTE OF MANAGEMENT

Curriculum feedback form for teachers for (Batch: 20..... - 20.....)

Name:

Department:

Class:

Course:

Please rate the following questions:

11) How do you rate the quality and relevance of the course included into the curriculum?

b) Excellent b) Very Good c) Good d) Fair e) Poor

12) How do you rate the student's ability to understand the course taught by you?

b) Excellent b) Very Good c) Good d) Fair e) Poor

13) Rate courses in terms of their relevance to the latest / or the future technologies?

b) Excellent b) Very Good c) Good d) Fair e) Poor

14) How do you rate the outcomes that your student has achieved from the course?

b) Excellent b) Very Good c) Good d) Fair e) Poor

15) How do you rate the University curriculum help your students in getting jobs and placements?

b) Excellent b) Very Good c) Good d) Fair e) Poor

16) How do you rate the appropriateness of the sequence of the module in the course

b) Excellent b) Very Good c) Good d) Fair e) Poor

17) The depth of the curriculum suits the current industry needs

b) Excellent b) Very Good c) Good d) Fair e) Poor

18) The workload of the students efficiently distributed across the course period



Principal
United Institute of Management
E-3, UPSIDC Naini, Prayagraj

b) Excellent b) Very Good c) Good d) Fair e) Poor

19) The curriculum gives importance to both theory and practical

b) Excellent b) Very Good c) Good d) Fair e) Poor

20) The course focuses and prepares the students to perform well in their future prospects

b) Excellent b) Very Good c) Good d) Fair e) Poor



Principal
United Institute of Management
E-3, UPSIDC Naini, Prayagraj



UNITED INSTITUTE OF MANAGEMENT

TEACHER'S FEEDBACK ANALYSIS REPORT 2018-19

A survey was conducted regarding the quality and appropriateness of the course curriculum followed in the three year programs (Batch 2016-19) offered by the Prof. Rajendra Singh (Rajju Bhaiya) University, Prayagraj which is undertaken in United Institute of Management, Prayagraj. The data was collected from the teachers of each department and analyzed. The conclusions of the data collected and analyzed for each department is consolidated in this report

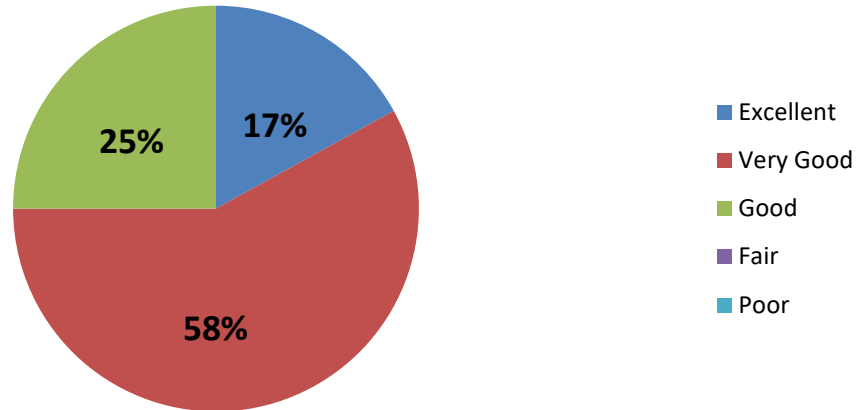
Department of Computer Application

Teachers Feedback

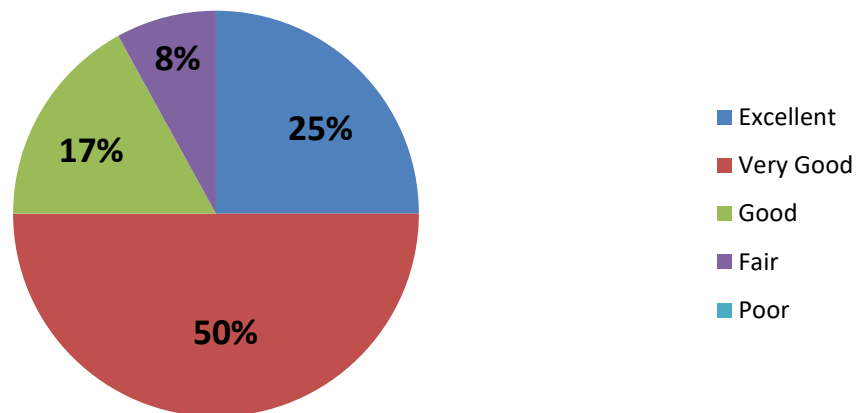
All the teachers were subjected to the survey and it was found that an average of more than 95% teachers are satisfied with the curriculum they were offered and agrees that the syllabus is not too burdensome, is well balanced and meets the industrial requirements. Following figures shows the analysis of feedback collected.

Principal
United Institute of Management
E-3, UPSIDC Naini, Prayagraj

How do you rate the quality and relevance of the courses included into the curriculum?

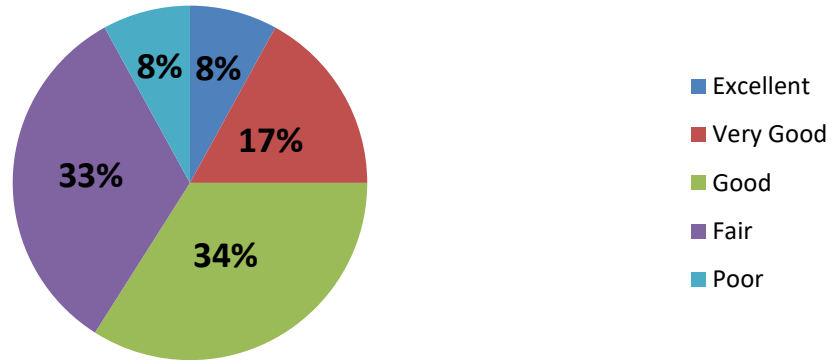


How do you rate the students's ability to understand the courses taught by you?

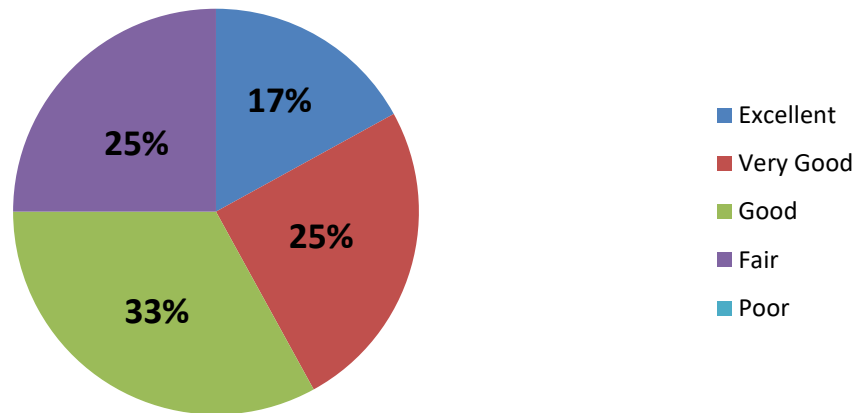


Principal
United Institute of Management
E-3, UPSIDC Naini, Prayagraj

How do you rate courses in terms of their relevance to the latest and/or the future technologies?

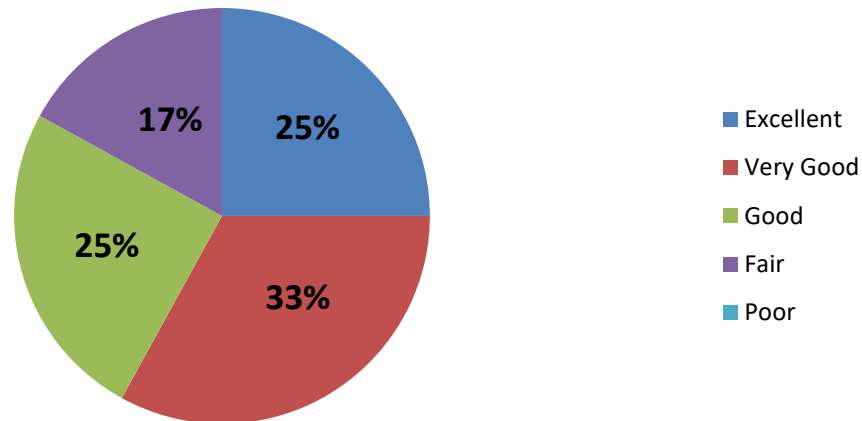


How do you rate the outcomes that your students has achieved from the course?



Principal
United Institute of Management
E-3, UPSIDC Naini, Prayagraj

How do you rate the University curriculum help your students in getting jobs and placements?



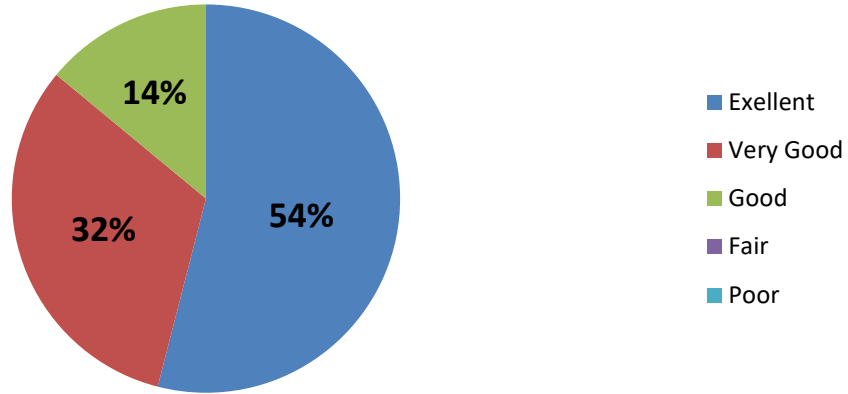
Department of Business Administration

Teachers Feedback

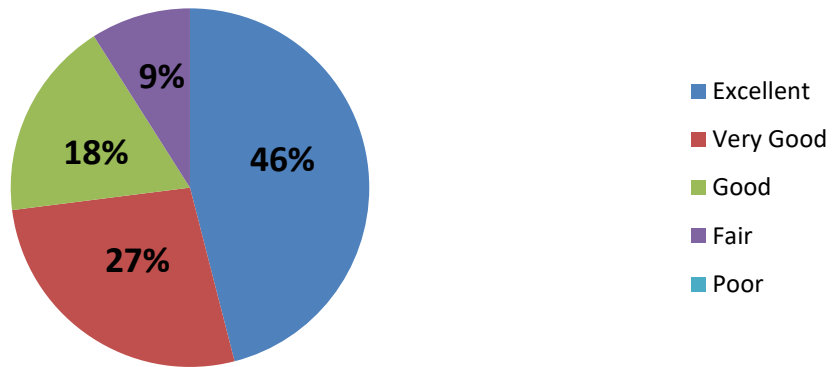
All the teachers were subjected to the survey and it was found that an average of more than 96% teachers are satisfied with the curriculum they were offered and agrees that the syllabus is not too burdensome, is well balanced and meets the industrial requirements. Following figures shows the analysis of feedback collected.

Principal
United Institute of Management
E-3, UPSIDC Naini, Prayagraj

How do you rate the quality and relevance of the courses included into the curriculum?

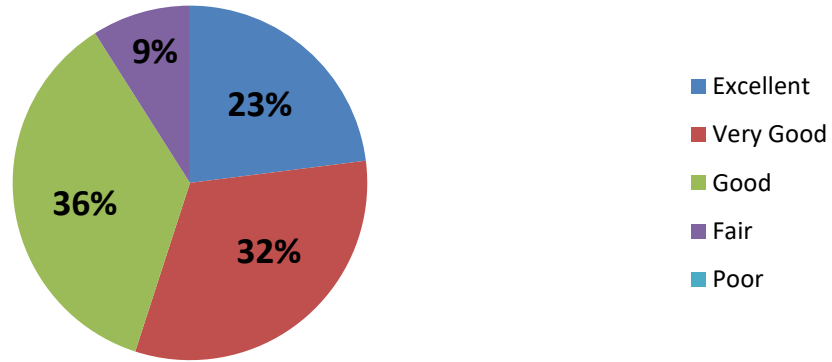


How do you rate the student's ability to understand the course taught by you?

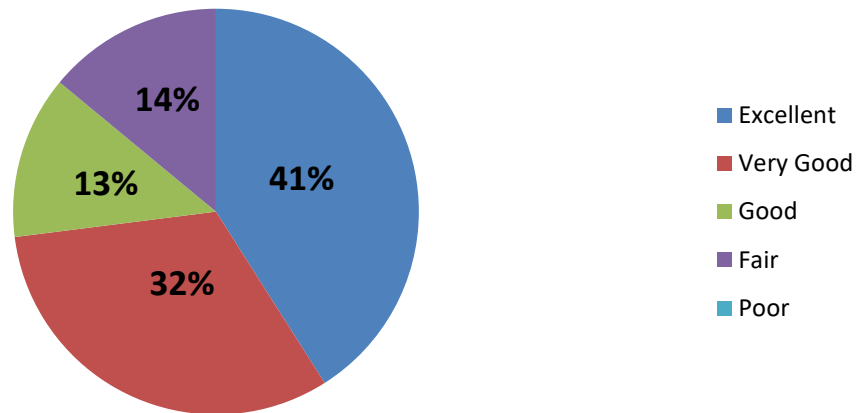


Principal
United Institute of Management
E-3, UPSIDC Naini, Prayagraj

How do you rate courses in terms of their relevance to the latest and/or the future technologies?

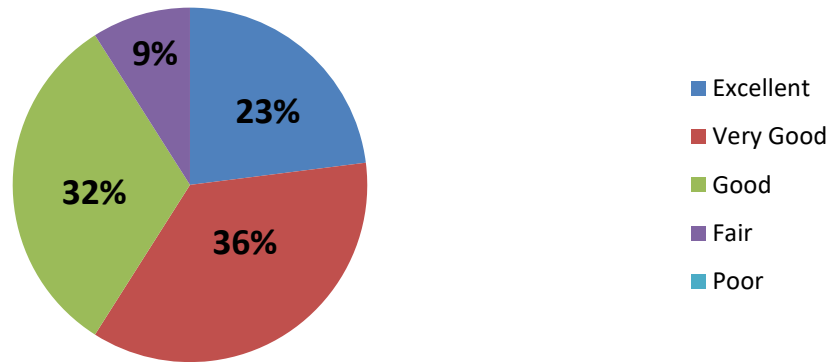


How do you rate the outcomes that your students has achieved from the course?



Principal
United Institute of Management
E-3, UPSIDC Naini, Prayagraj

How do you rate the University curriculum help your students in getting jobs and placements?



Principal
United Institute of Management
E-3, UPSIDC Naini, Prayagraj

UNITED INSTITUTE OF MANAGEMENT

NAME OF THE TEACHER	
DEPARTMENT	
DATE	

SL. NO.	QUESTIONS	EXCELLENT	VERY GOOD	GOOD	FAIR	POOR	REMARKS
1	How do you rate the quality and relevance of the courses included into the curriculum?						
2	How do you rate the student's ability to understand the course taught by you?						
3	How do you rate courses in terms of their relevance to the latest and/or the future technologies?						
4	How do you rate the outcomes that your student has achieved from the course?						
5	How do you rate the University curriculum helps your students in						



Principal
United Institute of Management
E-3, UPSIDC Naini, Prayagraj

	getting jobs and placements?						
--	------------------------------	--	--	--	--	--	--



Principal
United Institute of Management
E-3, UPSIDC Naini, Prayagraj