



Alumni Feedback Analysis Report 2022-23

INTRODUCTION

Listening to and understanding the views and feedback of stakeholders can help to shape and improve the overall quality of education. Here at United Institute of Management, Naini, Prayagraj, we have been taking feedback from Students, being the core beneficiaries of higher education; faculties, alumni, and employers were collected. The feedback collected was analysed and taken into consideration for the development of our learning system.

METHODOLOGY OF DATA COLLECTION AND ANALYSIS

A survey was conducted to collect the responses from alumni to find out their feedback on academic performance and the ambience of the institution. The data was collected from all the students of the department, the faculties, the alumni, and the employers through a structured questionnaire and analysed.

Qualitative statements on a five-point agreement scale were used to study feedback, in which Excellent is scored as 5, Very Good as 4, Good as 3, Average as 2 and Poor as 1. The conclusions drawn from the collected and analysed data are consolidated in this report.

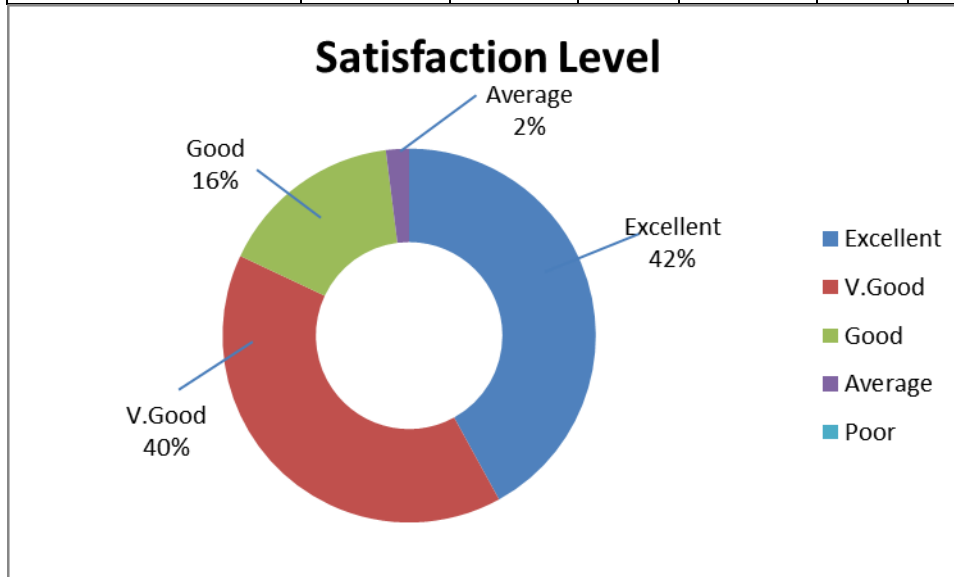
RESULT OF DATA ANALYSIS

A structured Google form questionnaire for collecting responses from all possible alumni of the institution. 235 number of alumni were participated and responded to the survey. The following shows the result of the data analysis and the conclusion of the survey conducted on the Alumni:

A handwritten signature in blue ink, appearing to read 'L. Chandra'.

1) How would you rate the overall academic performance of the institution?

Satisfaction Level	Excellent	V.Good	Good	Average	Poor	Total
No of Respondents	98	95	37	5	0	235
Percentage	42%	40%	16%	2%	0%	100%



INFERENCE

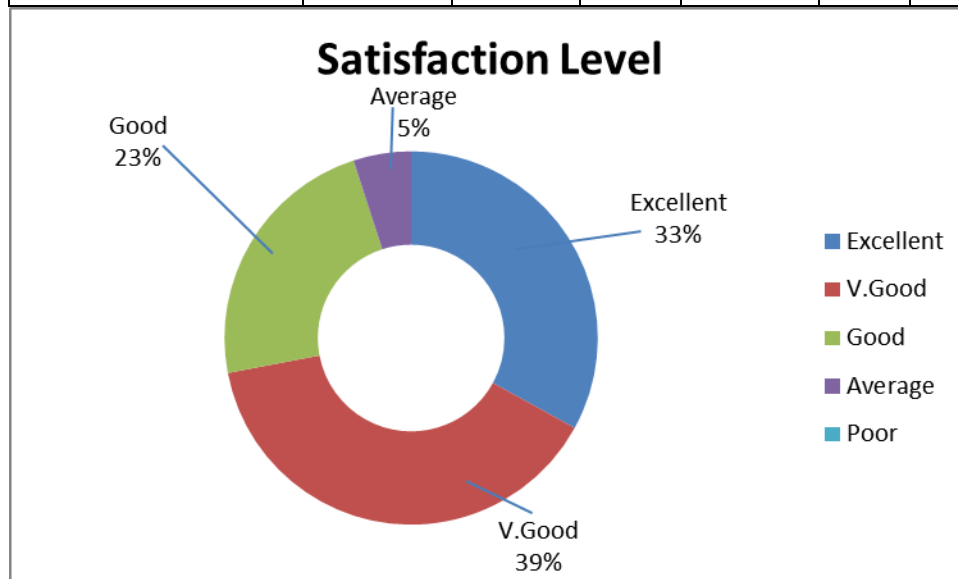
42% of the respondents rated as “excellent” about the overall academic performance of the institution, 40% rated as “very good”, 16% rated as “good” and remaining 2% rated as “average”.

2) How do you rate your overall progress compared to your expectations after your studies?

Satisfaction Level	Excellent	V.Good	Good	Average	Poor	Total
--------------------	-----------	--------	------	---------	------	-------


 Principal
 United Institute of Management
 E-3, UPSIDC Naini, Prayagraj

No of Respondents	77	93	54	11	0	235
Percentage	33%	39%	23%	5%	0%	100%



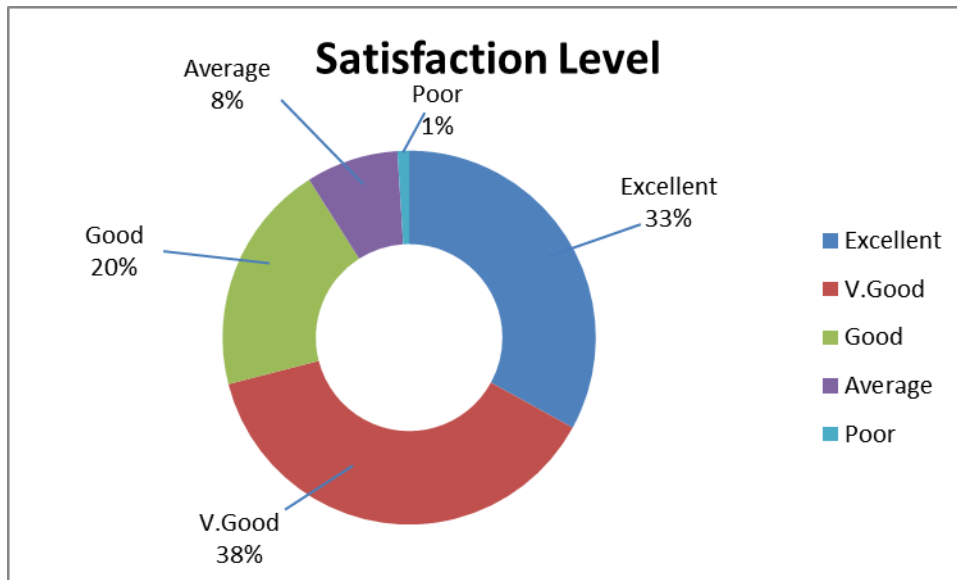
INFERENCE

39% of the respondent's rated as "very good" about their overall progress compared to their expectations after studies, 33% rated as "excellent", 23% rated as "good" and the remaining 5% rated as "average".

3) How would you rate the overall quality of teaching and learning process in the institute?

Satisfaction Level	Excellent	V.Good	Good	Average	Poor	Total
No of Respondents	78	89	47	18	3	235
Percentage	33%	38%	20%	8%	1%	100%


 Principal
 United Institute of Management
 E-3, UPSIDC Naini, Prayagraj



INFERENCE

38% of the respondents rated as “very good” about the overall quality of teaching and learning process in the institute, 33% rated as “excellent”, 20% rated as “good”, 8% rated as “average” and the remaining 1% rated as "poor".

4) How would you rate the institution's active interest in promoting internships, industrial visits, seminars, and expert talks?

Satisfaction Level	Excellent	V.Good	Good	Average	Poor	Total
No of Respondents	66	83	59	19	8	235
Percentage	28%	36%	25%	8%	3%	100%

(Signature)
 Principal
 United Institute of Management
 E-3, UPSIDC Naini, Prayagraj



INFERENCE

36% of the respondents rated as “very good” about the institution's active interest in promoting internships, industrial visits, seminars, and expert talks, 28% rated as “excellent”, 25% rated as “good”, 8% rated as “average” and the remaining 3% rated as “poor”.

5) How would you rate the additional academic support services which was given by the institution, such as tutoring or academic counseling?

Satisfaction Level	Excellent	V.Good	Good	Average	Poor	Total
No of Respondents	61	92	52	23	7	235
Percentage	26%	39%	22%	10%	3%	100%


 Principal
 United Institute of Management
 E-3, UPSIDC Naini, Prayagraj



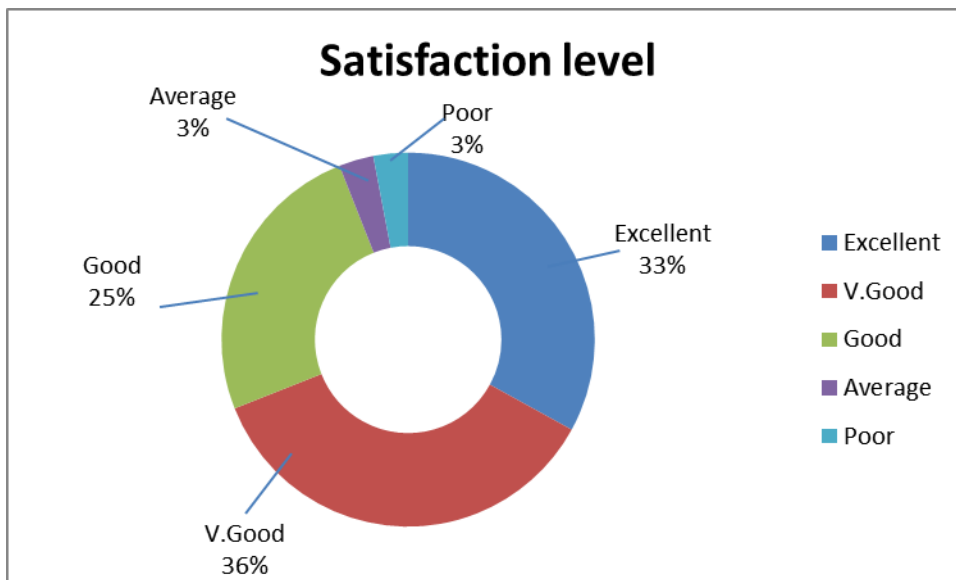
INFERENCE

39% of the respondents rated as "very good" about the additional academic support services which was given by the institution, such as tutoring or academic counselling, 26% rated as "excellent", 22% rated as "good", 10% rated as "average" and the remaining 3% rated as "poor".

6) How would you rate the availability of resources (library, research facilities, computer labs) that support your academic needs at your time of the studies?

Satisfaction Level	Excellent	V.Good	Good	Average	Poor	Total
No of Respondents	77	85	58	7	8	235
Percentage	33%	36%	25%	3%	3%	100%

(Signature)
 Principal
 United Institute of Management
 E-3, UPSIDC Naini, Prayagraj



INFERENCE

36% of the respondents rated as “very good” about the availability of resources (library, research facilities, computer labs) that support the academic needs at their time of the studies, 33% rated as “excellent”, 25% rated as “good”, 3% rated as “average” and the remaining 3% rated as “poor”.

7) How would you rate the overall ambiance of the institution?

Satisfaction Level	Excellent	V.Good	Good	Average	Poor	Total
No of Respondents	56	90	58	25	6	235
Percentage	24%	38%	25%	11%	2%	100%


 Principal
 United Institute of Management
 E-3, UPSIDC Naini, Prayagraj



INFERENCE

38% of the respondents rated as "very good" about the overall ambience of the Institution, 25% rated as "good", 24% rated as "excellent", 11% rated as "average" and the remaining 2% rated as "poor."

Principal
United Institute of Management
E-3, UPSIDC Naini, Prayagraj

Principal
United Institute of Management
E-3, UPSIDC Naini, Prayagraj



UNITED INSTITUTE OF MANAGEMENT

Alumni Feedback Analysis Report 2021-22

INTRODUCTION

Listening to and understanding the views and feedback of stakeholders can help to shape and improve the overall quality of education. Here at United Institute of Management, Naini, Prayagraj, we have been taking feedback from Students, being the core beneficiaries of higher education; faculties, alumni, and employers were collected. The feedback collected was analysed and taken into consideration for the development of our learning system.

METHODOLOGY OF DATA COLLECTION AND ANALYSIS

A survey was conducted to collect the responses from alumni to find out their feedback on academic performance and the ambience of the institution. The data was collected from all the students of the department, the faculties, the alumni, and the employers through a structured questionnaire and analysed.

Qualitative statements on a five-point agreement scale were used to study feedback, in which Excellent is scored as 5, Very Good as 4, Good as 3, Average as 2 and Poor as 1. The conclusions drawn from the collected and analysed data are consolidated in this report.

RESULT OF DATA ANALYSIS

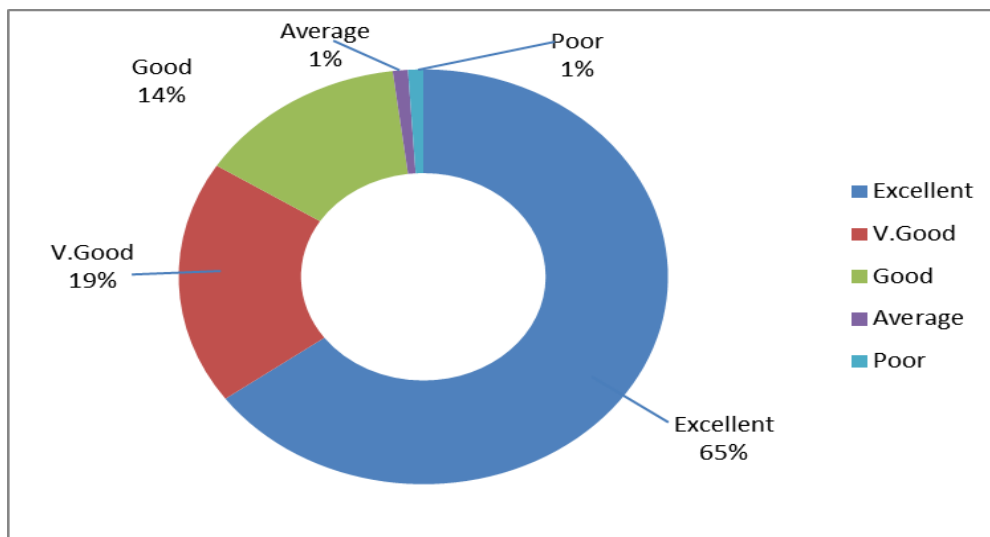
A structured Google form questionnaire for collecting responses from all possible alumni of the institution in the academic year 2021-2022. 122 alumni were participated and responded to the survey. The following shows the result of the data analysis and the conclusion of the survey conducted on the Alumni:

A handwritten signature in blue ink, appearing to read 'L. Chandra'.

Principal
United Institute of Management
E-3, UPSIDC Naini, Prayagraj

1) How do you rate the courses that you have learnt in the college in relation to your current job or occupation?

Respondents	Satisfaction Level					
	Excellent	V.Good	Good	Average	Poor	Total
No	80	23	17	1	1	122
%	65	19	14	1	1	100%



INFERENCE

65% of the respondents have “excellent” opinion that the courses that offers in the college is helpful for the students to find a job,19 % have “ very good” opinion,14% have “good” opinion,1% have “ average”opinion.

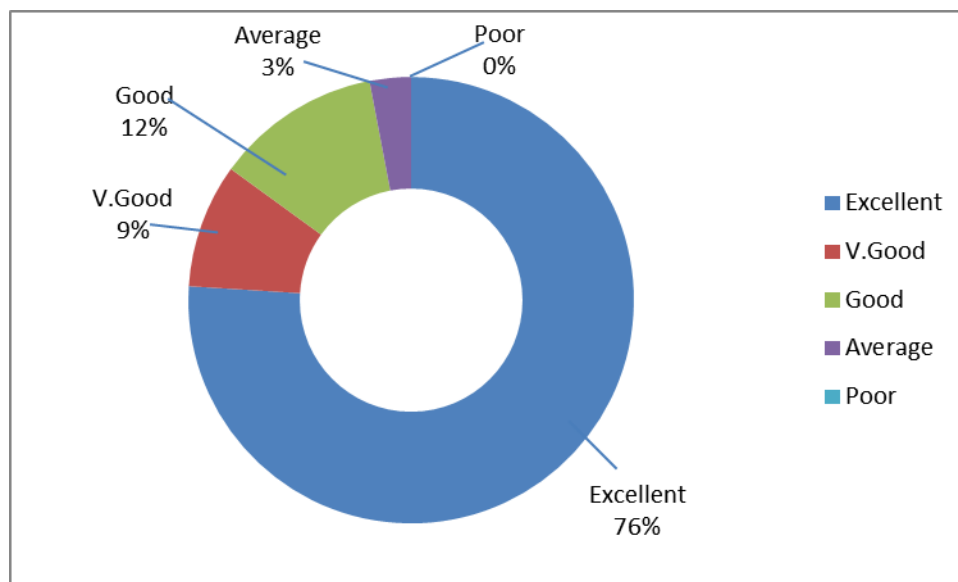
2) Do you feel United Institute of Management is up to date to the current Industrial Needs?

Respondents	Satisfaction Level					
	Excellent	V.Good	Good	Average	Poor	Total
No	92	11	15	4	0	122

(Handwritten Signature)

Principal
United Institute of Management
E-3, UPSIDC Naini, Prayagraj

%	76	9	12	3	0	100%
---	----	---	----	---	---	------



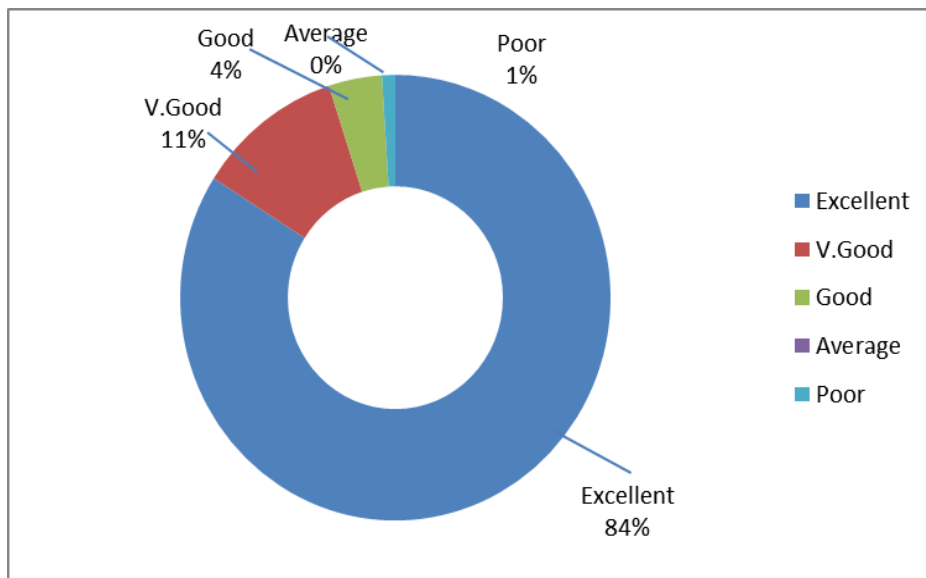
INFERENCE

76% of the respondents have “excellent” opinion that the United Institute of Management is up to date to the current Industrial needs, 12% have “good” opinion, 9% have “very good” opinion and the remaining 3% have “average” opinion.

3) Do you feel that the teachers illustrated the concepts of the subjects through live examples and applications?

Respondents	Satisfaction Level					
	Excellent	V.Good	Good	Average	Poor	Total
No	102	14	5	0	1	122
%	84	11	4	0	1	100%


 Principal
 United Institute of Management
 E-3, UPSIDC Naini, Prayagraj



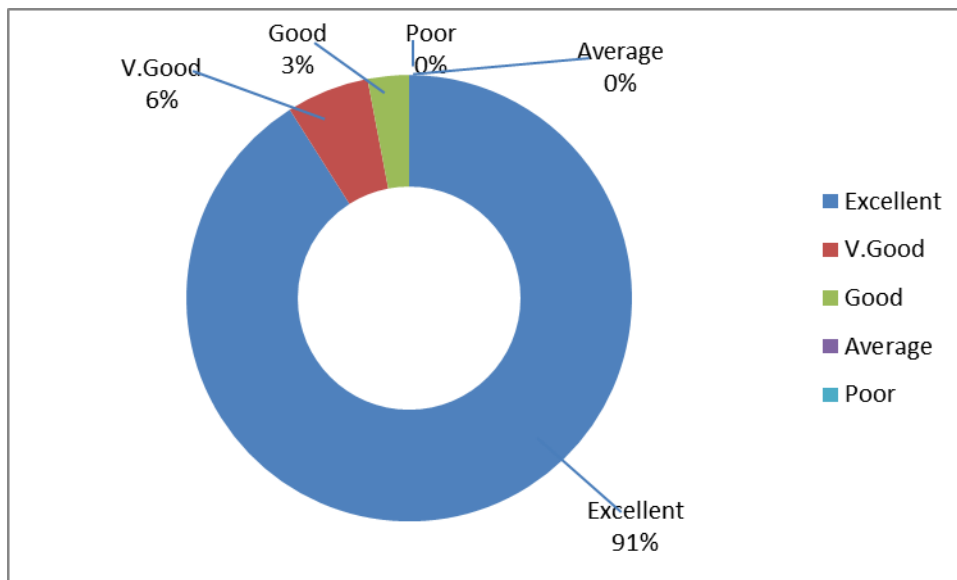
INFERENCE

84% of the respondents have “excellent” opinion that the teachers were illustrated the concepts of the subjects through live examples and applications at the time of their academic times; 11% have “very good” opinion, 4 % have “good” opinion, and the remaining 1% have as “poor” opinion.

4) Do you feel overall quality of teaching and learning process in the institution was good?

Respondents	Satisfaction Level					
	Excellent	V.Good	Good	Average	Poor	Total
No	111	7	4	0	0	122
%	91	6	3	0	0	100%

Principal
United Institute of Management
E-3, UPSIDC Naini, Prayagraj



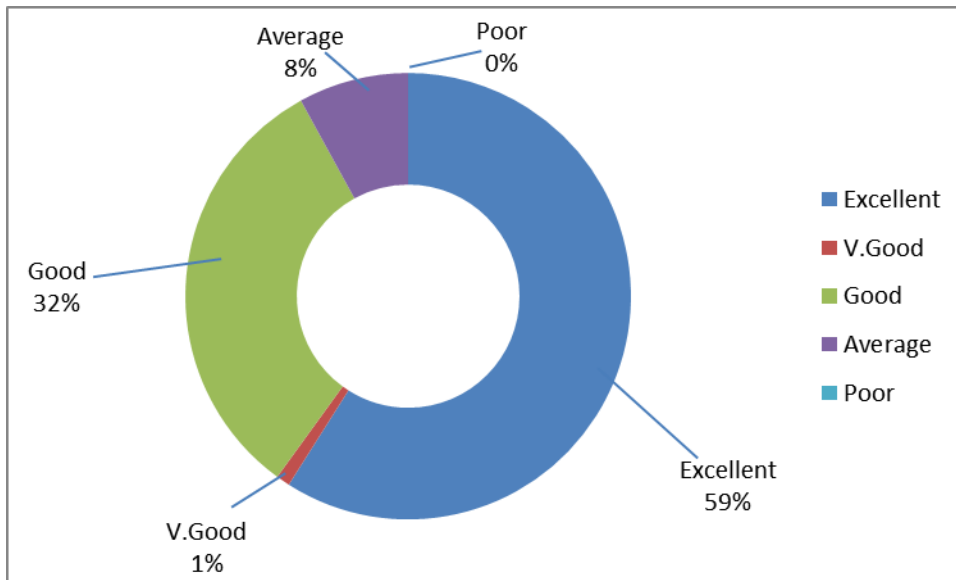
INFERENCE

91% of the respondents have “excellent” opinion that the overall quality of teaching and learning process in the institution is good; 6% have “very good” opinion, and the remaining 3% have “good” opinion.

5) Do you feel the institution takes active interest in promoting internship, Industrial visits, Seminars and expert talks?

Respondents	Satisfaction Level					
	Excellent	V.Good	Good	Average	Poor	Total
No	72	1	39	10	0	122
%	59	1	32	8	0	100%


 Principal
 United Institute of Management
 E-3, UPSIDC Naini, Prayagraj



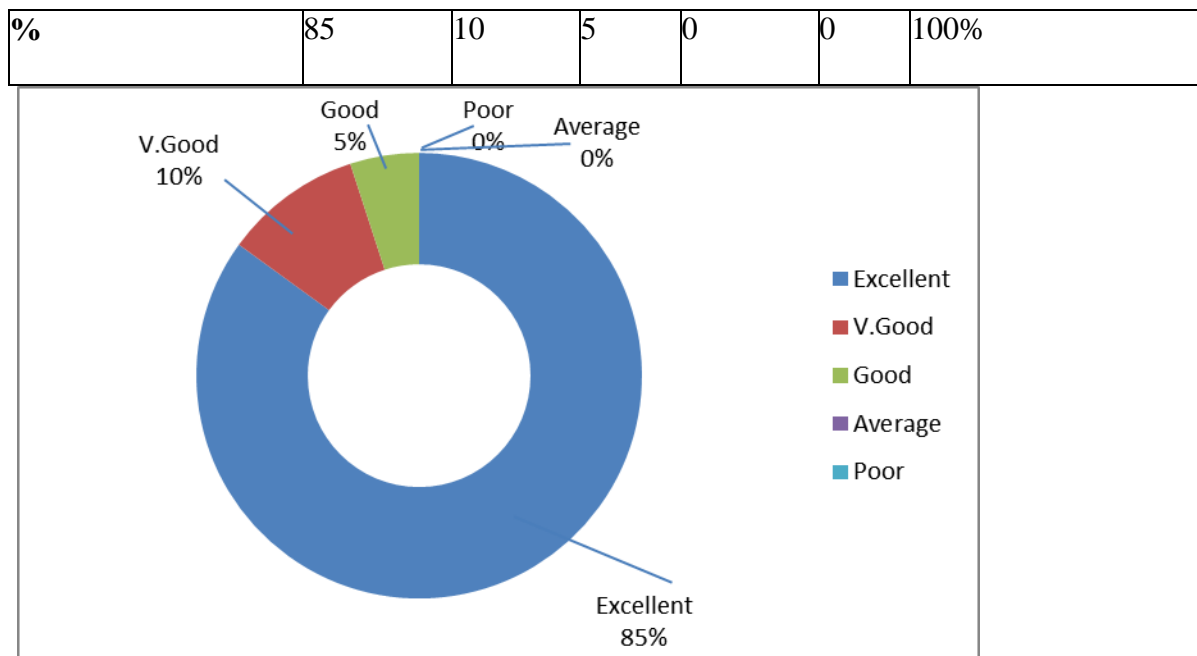
INFERENCE

59% of the respondents have “excellent” opinion that the institution takes active interest in promoting internship, Industrial visits, Seminars & expert talks; 32% have “good” opinion, 8% have “average” opinion, and the remaining 1 % have “very good” opinion.

6) Do you feel Teaching and Mentoring process in the institution facilitates you cognitive, social and emotional growth?

Respondents	Satisfaction Level					
	Excellent	V.Good	Good	Average	Poor	Total
No	104	12	6	0	0	122

Principal
United Institute of Management
E-3, UPSIDC Naini, Prayagraj



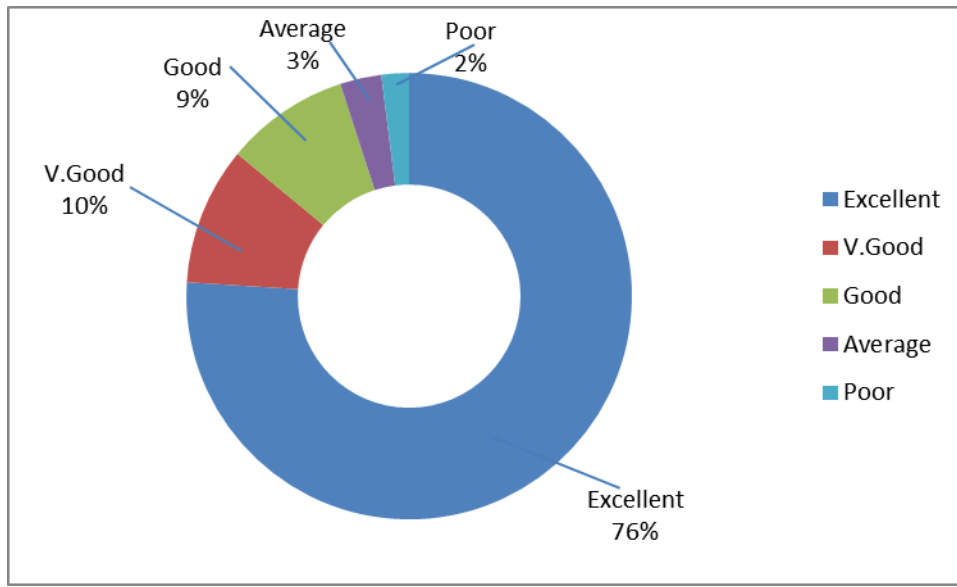
INFERENCE

85% of the respondents have “excellent” opinion that the teaching and mentoring process in the institution facilitates the students cognitive, social and emotional growth;10% have “ very good” opinion and the remaining 5% have “good” opinion.

7) Does the institution help you to identify your strength and gesture and encourage you by provided right level of challenges to overcome your weakness?

Respondents	Satisfaction Level					
	Excellent	V.Good	Good	Average	Poor	Total
No	93	12	11	4	2	122
%	76	10	9	3	2	100%


 Principal
 United Institute of Management
 E-3, UPSIDC Naini, Prayagraj



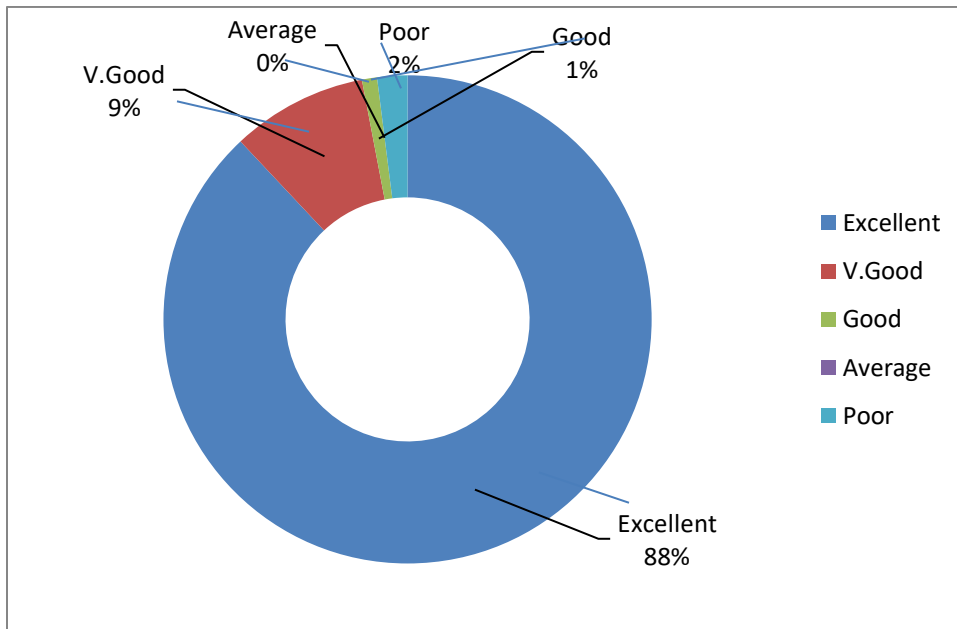
INFERENCE

76% of the respondents have “excellent” opinion that the institution helps them to identify their strengths and encourage them by providing the right level of challenges to overcome their weakness;10% have “ very good” opinion,9% have “good” opinion,3% have “average” opinion and the remaining 2% have “poor” opinion.

8) How do you rate the facilities like Canteen and Food stall?

Respondents	Satisfaction Level					
	Excellent	V.Good	Good	Average	Poor	Total
No	107	12	1	0	2	122
%	88	9	1	0	2	100%

Principal
United Institute of Management
E-3, UPSIDC Naini, Prayagraj



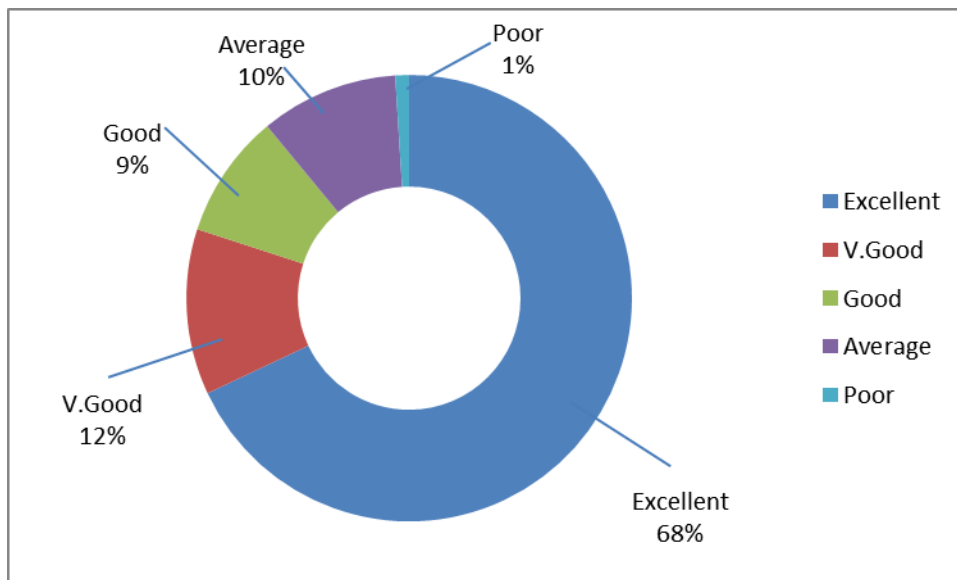
INFERENCE

88% of the respondents have “excellent” opinion upon the facilities like Canteen and food stall; 9% have “very good” opinion and the remaining 1% have “good” opinion.

9) Do you feel the library and other facilities are suitable for self-learning for the students?

Respondents	Satisfaction Level					
	Excellent	V.Good	Good	Average	Poor	Total
No	83	14	11	12	2	122
%	68	12	9	10	1	100%


 Principal
 United Institute of Management
 E-3, UPSIDC Naini, Prayagraj



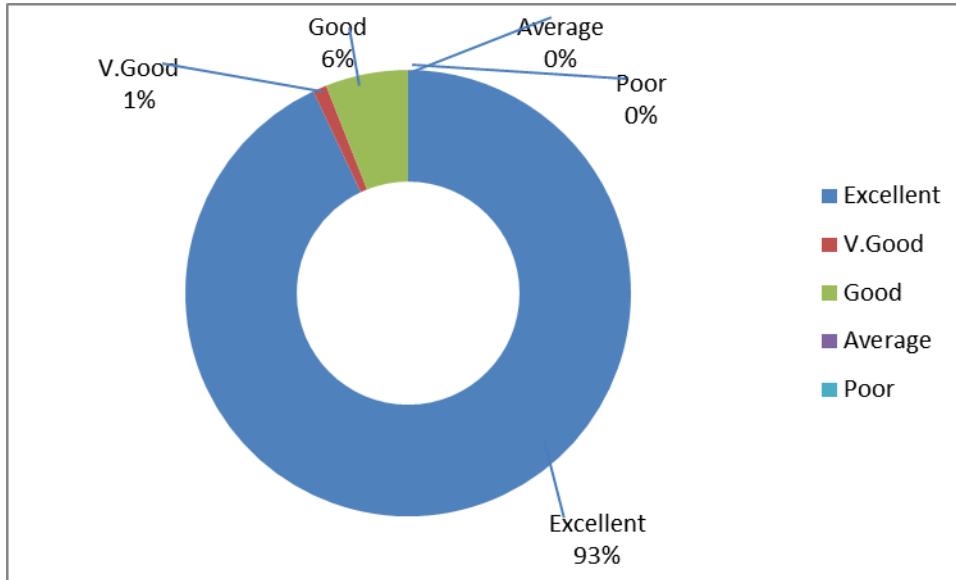
INFERENCE

68% of the respondents have “excellent” opinion that the library and other facilities are suit for the self-learning for the students;12% have “very good” opinion,10% have “average”opinion,9% have” good” opinion and the remaining 1% have “poor” opinion.

10) Do you feel the ambiance of the institution is good?

Respondents	Satisfaction Level					
	Excellent	V.Good	Good	Average	Poor	Total
No	114	2	6	0	0	122
%	93	1	6	0	0	100%

Principal
United Institute of Management
E-3, UPSIDC Naini, Prayagraj



INFERENCE

93% of the respondents have “excellent” opinion upon the overall ambience of the college;0% have “average”opinion,6% have “good” opinion and the remaining 1% have “very good” opinion.

(Handwritten Signature)
 Principal
 United Institute of Management
 E-3, UPSIDC Naini, Prayagraj



UNITED INSTITUTE OF MANAGEMENT

Alumni Feedback Analysis Report 2020-21

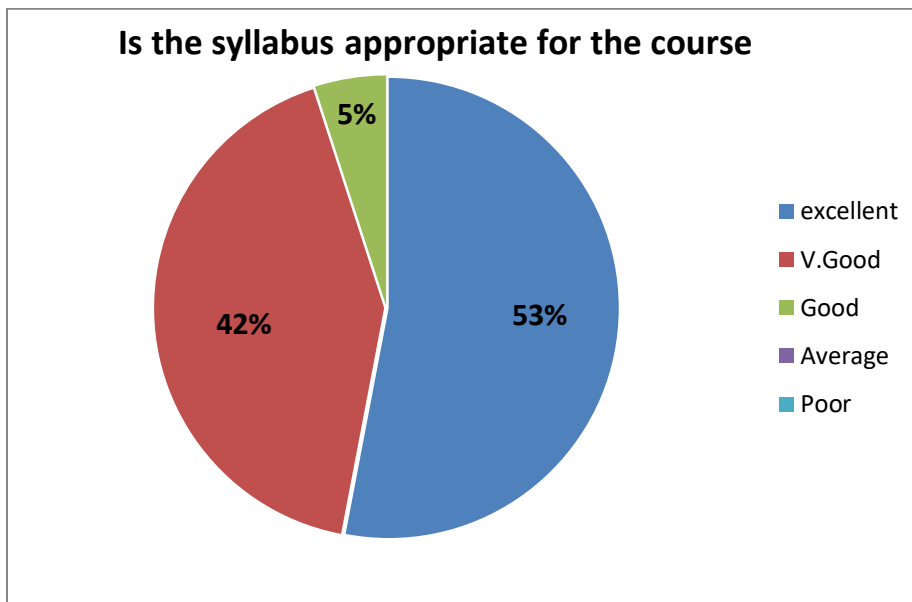
(Handwritten Signature)
 Principal
 United Institute of Management
 E-3, UPSIDC Naini, Prayagraj


A survey was conducted regarding the quality and appropriateness of the course curriculum followed in the three year course (Batch 2018- 2021) offered by the Prof. Rajendra Singh University(Rajju Bhaiya) which is undertaken in United institute of management, Prayagraj. The data was collected from the students of each department and analyzed. The conclusion of the data collected and analyzed for each department is consolidated in this report.

Department of Business Administration

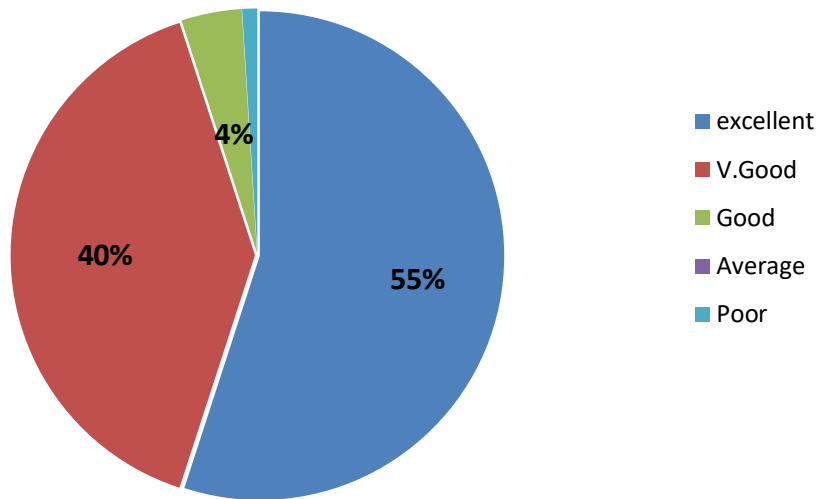
Students Feedback

All the students were subject to the survey and it was found that. An average of more than 97% students is satisfied with the curriculum they were offered and agrees that the syllabus is not burdensome and meets the industrial requirements.

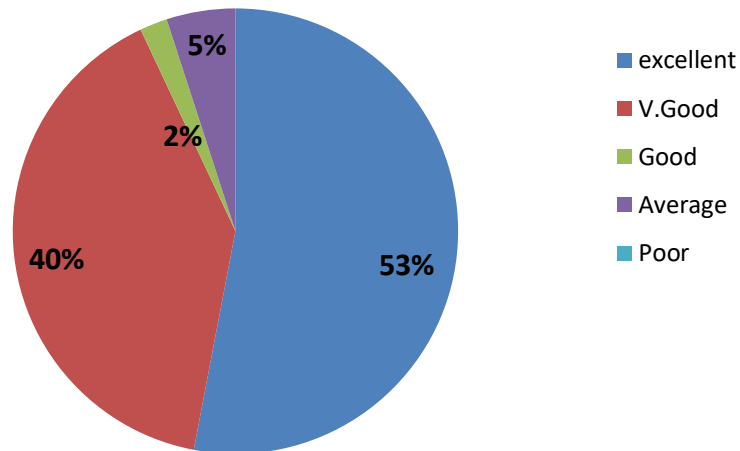



Principal
United Institute of Management
E-3, UPSIDC Naini, Prayagraj

Is the aim and objective of the syllabus clear and defined

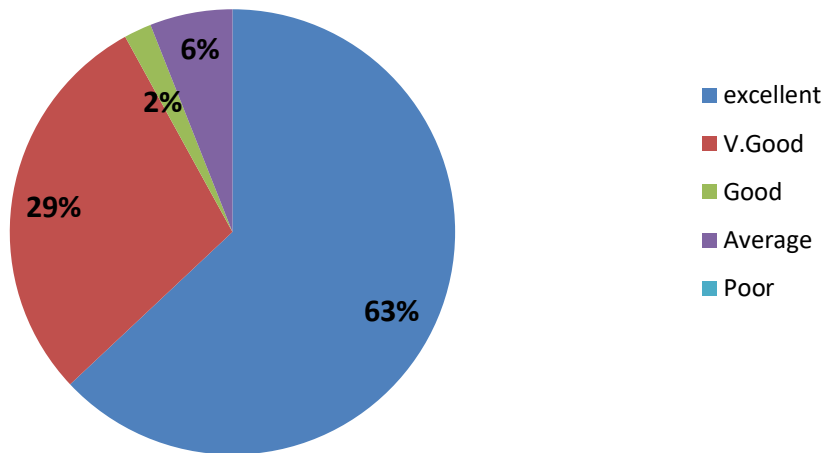


Has the syllabus given due balance between theory and application

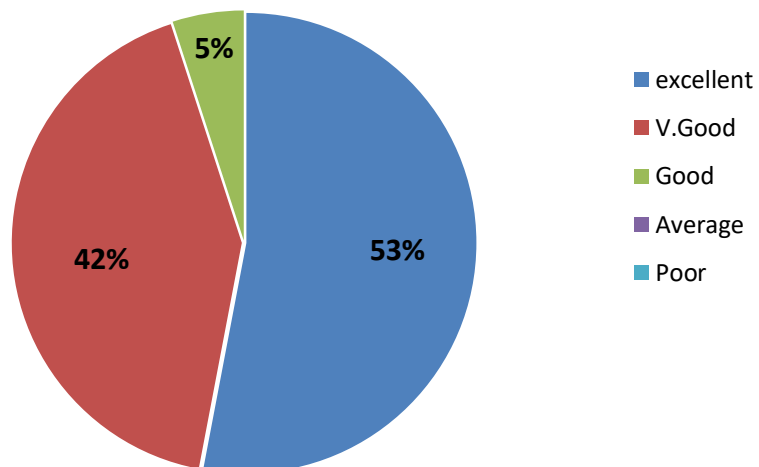


Principal
United Institute of Management
E-3, UPSIDC Naini, Prayagraj

Does the syllabus generate interest in the subject area



Does the curriculum has the prospectus of higher education/employment

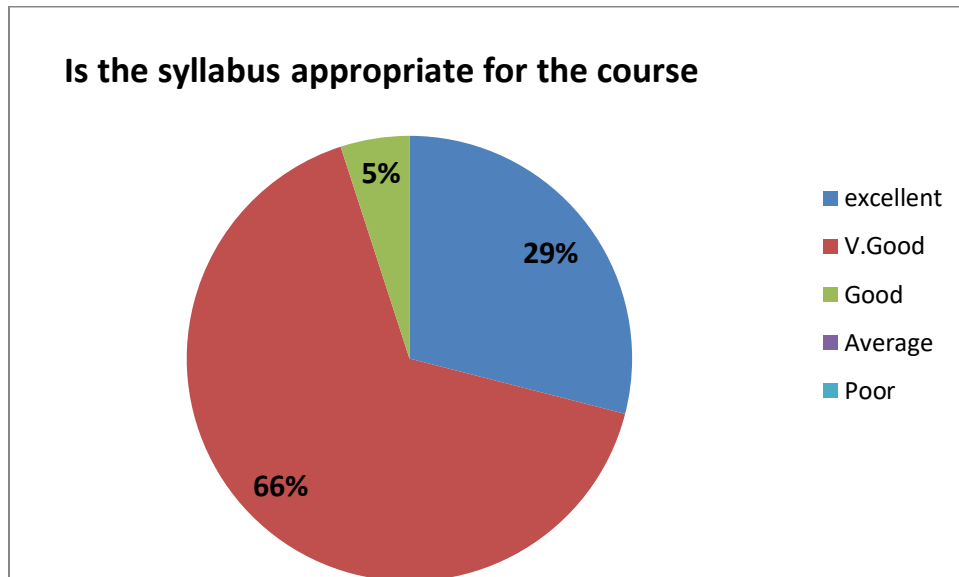



Principal
United Institute of Management
E-3, UPSIDC Naini, Prayagraj

Department of Computer Application

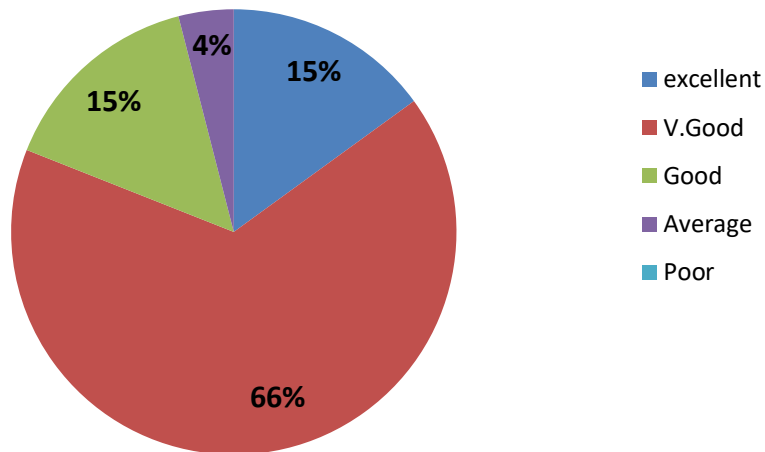
Students Feedback

All the students were subject to the survey and it was found that. An average of more than 90% students is satisfied with the curriculum they were offered and agrees that the syllabus is not burdensome and meets the industrial requirements.

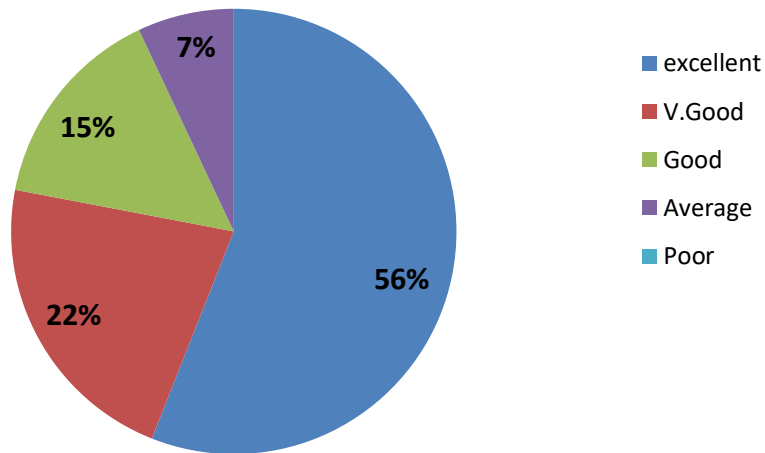



Principal
United Institute of Management
E-3, UPSIDC Naini, Prayagraj

Is the syllabus as per the need of time

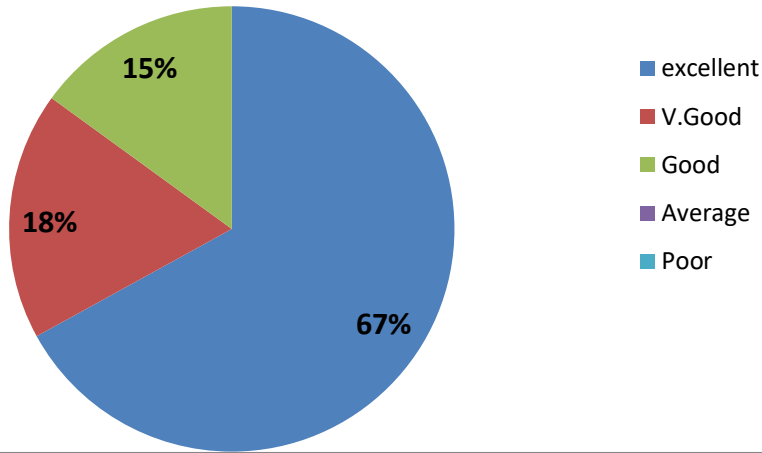


Is the aim and objective of the syllabus clear and defined

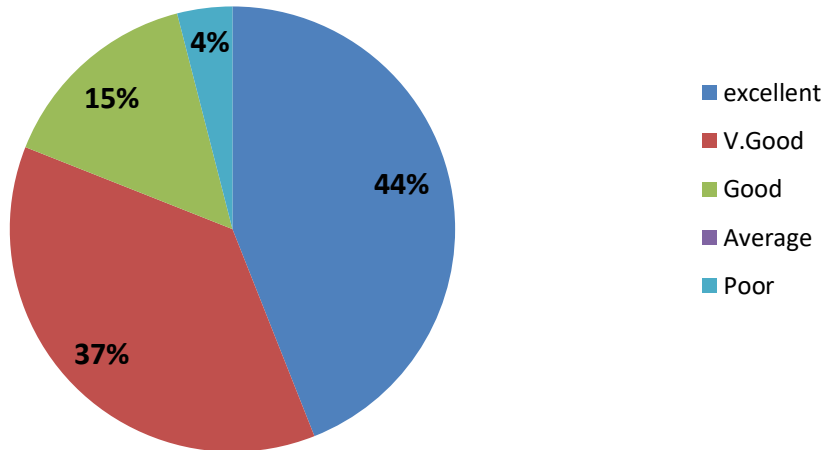


Principal
United Institute of Management
E-3, UPSIDC Naini, Prayagraj

Has the syllabus given due balance between theory and application

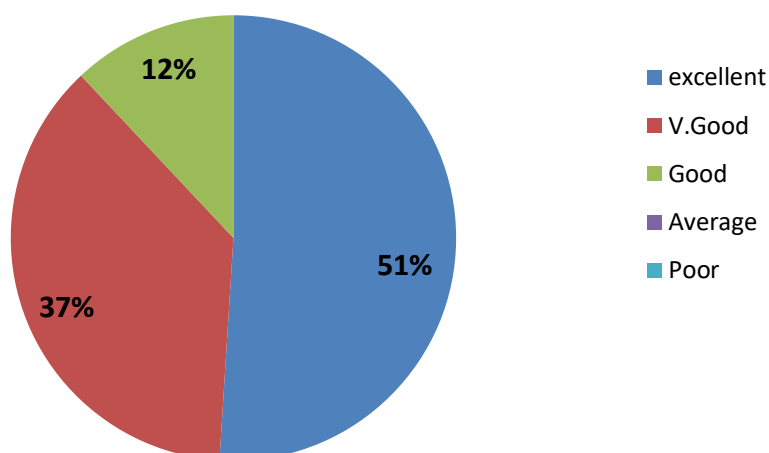


Does the syllabus generate interest in the subject area



Principal
United Institute of Management
E-3, UPSIDC Naini, Prayagraj

Does the curriculum has the prospectus of higher education/employment



Student's feedback on course & programme

Name:

Class:

Batch:

s.no.	Question	Excellent	V. Good	Good	Average	Poor	Average or poor the changes suggested
1	Is the syllabus appropriate for the course						
2	Is the syllabus as per the need of time						
4	Is the aim and objective of the syllabus clear and defined						

Principal
United Institute of Management
E-3, UPSIDC Naini, Prayagraj

4	Has the syllabus given due balance between theory and application						
5	Does the syllabus generate interest in the subject area						
6	Does the curriculum has the prospectus of higher education/employment						

Signature

Date:



Principal
United Institute of Management
E-3, UPSIDC Naini, Prayagraj



UNITED INSTITUTE OF MANAGEMENT

Alumni Feedback Analysis Report 2019-20

A survey was conducted regarding the quality and appropriateness of the course curriculum followed in the three year course (Batch 2017-2020) offered by Prof. Rajendra Singh (Rajju Bhaiya) State University, Prayagraj which is undertaken in United Institute of Management, Naini, Prayagraj. The data was collected from alumni and analyzed. The conclusion of the data collected and analyzed for each department is consolidated in this report.

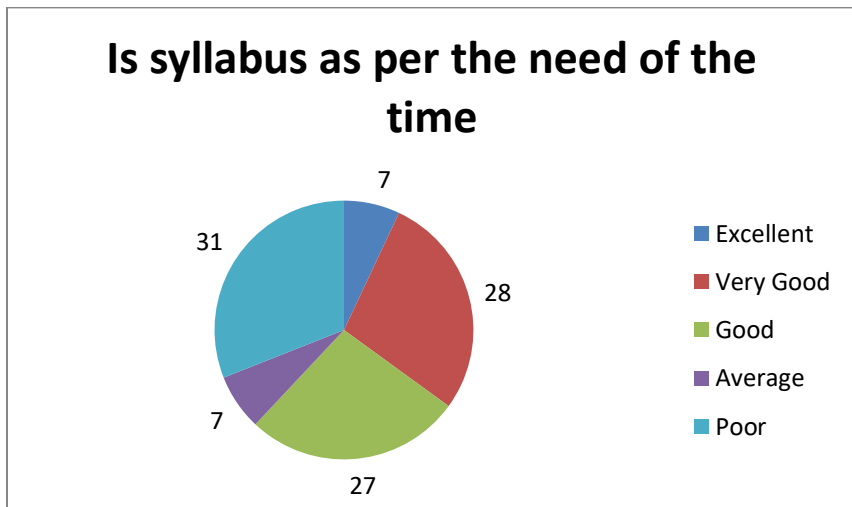
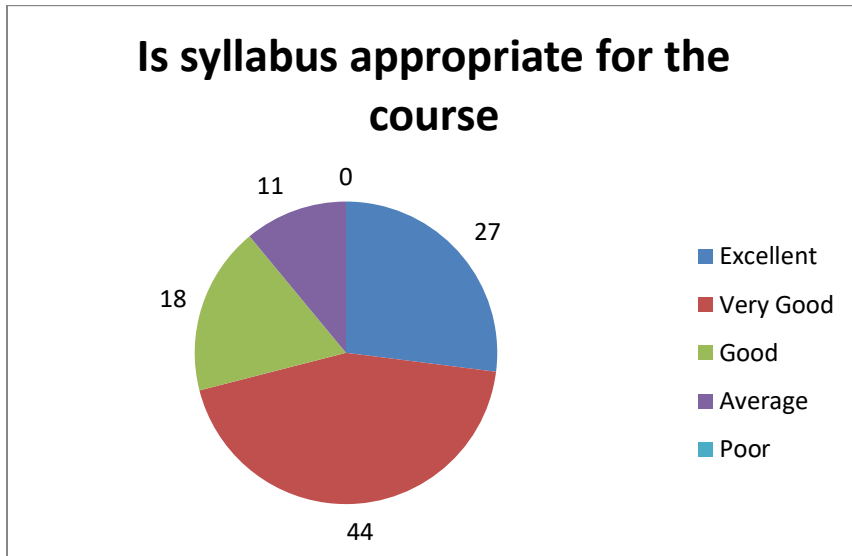
Department of Computer Applications (BCA)

From the Feedback taken from alumni who responded, it has been found that the course that was taken by them actually helped them all in their job (for those who were employed) as well as their higher studies as they got the basics of the course through the degree program. Hence, the alumni



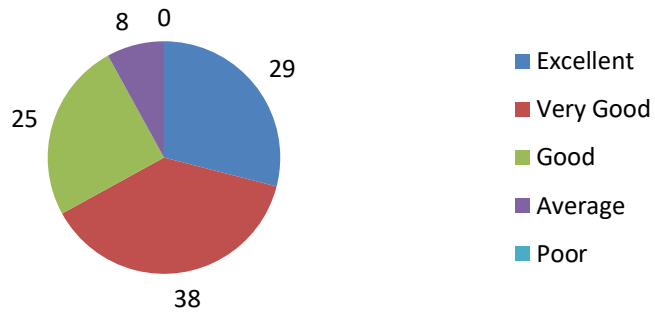
Principal
United Institute of Management
E-3, UPSIDC Naini, Prayagraj

are satisfied with the curriculum followed by the university Prof. Rajendra Singh (Rajju Bhaiya) State University, Prayagraj.

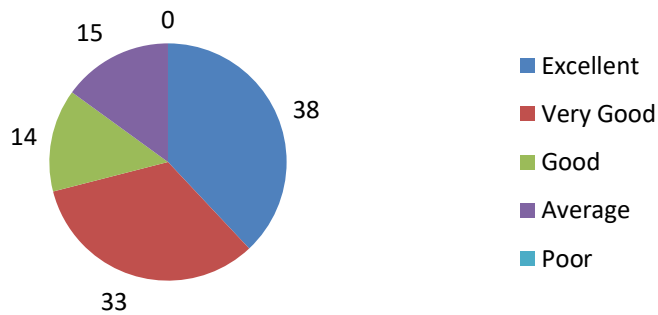



Principal
United Institute of Management
E-3, UPSIDC Naini, Prayagraj

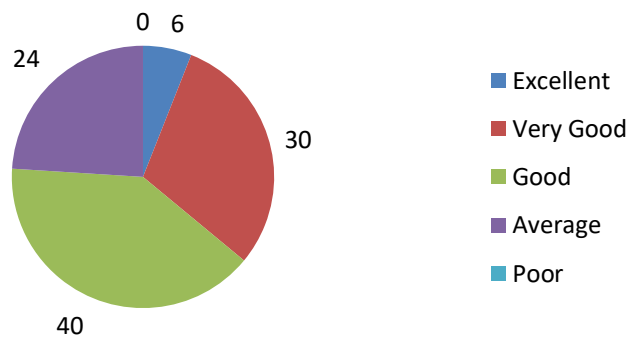
Is the aims and objectives of the syllabus clear and defined



Has the syllabus given due balance between theory and application

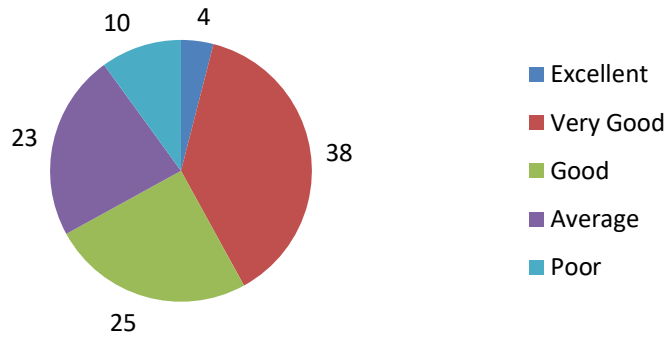


Does the syllabus generate interest in the subject area



Principal
United Institute of Management
E-3, UPSIDC Naini, Prayagraj

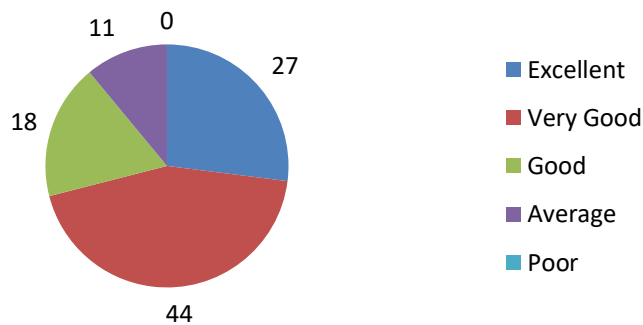
Does the curriculum has the prospects of higher education/employment



Department of Business Administration

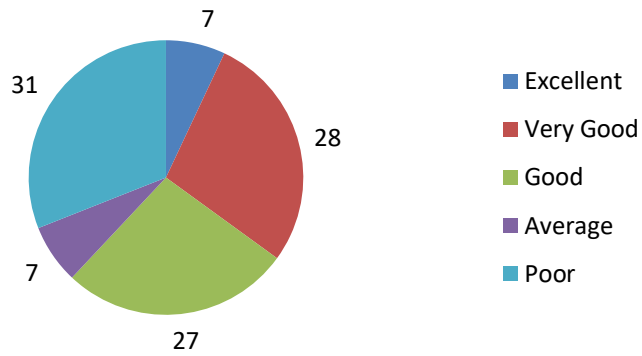
From the Feedback taken from alumni who responded, it has been found that the course that was taken by them actually helped them all in their job (for those who were employed) as well as their higher studies as they got the basics of the course through the degree program. Hence, the alumni are satisfied with the curriculum followed by the university Prof. Rajendra Singh (Rajju Bhaiya) State University, Prayagraj.

Is syllabus appropriate for the course

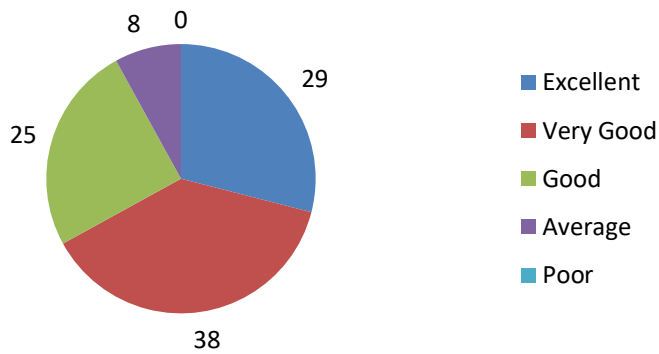


Principal
United Institute of Management
E-3, UPSIDC Naini, Prayagraj

Is syllabus as per the need of the time

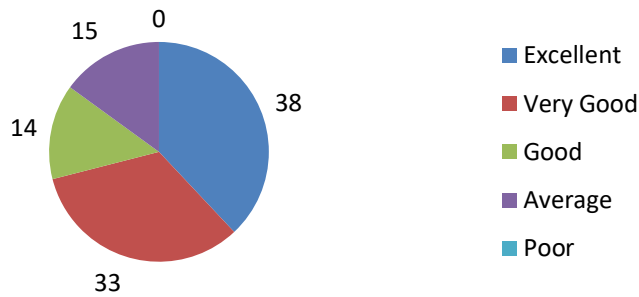


Is the aims and objectives of the syllabus clear and defined

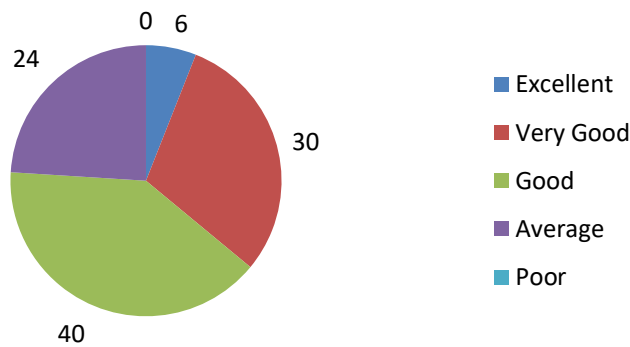


Principal
United Institute of Management
E-3, UPSIDC Naini, Prayagraj

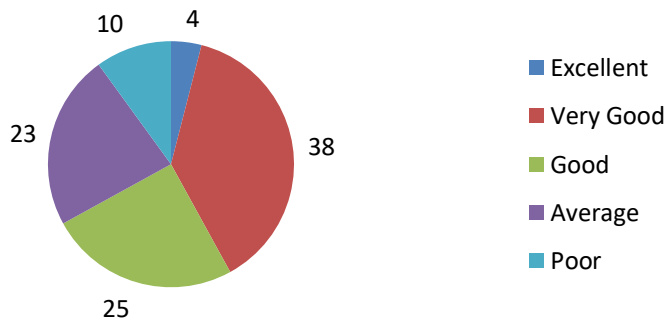
Has the syllabus given due balance between theory and application



Does the syllabus generate interest in the subject area



Does the curriculum has the prospects of higher education/employment



Principal
United Institute of Management
E-3, UPSIDC Naini, Prayagraj



Principal
United Institute of Management
E-3, UPSIDC Naini, Prayagraj

United Institute of Management

Alumni's Feedback on Course and Program

Name:

Course Studied:

Pass out

Email ID:

Year:

S. N.	Question	Excellent	Very Good	Good	Average	Poor	Average or Poor the Changes Suggested
1	Is the syllabus appropriate for the course						
2	Is the syllabus as per the need of the time						
3	Is the aims and objectives of the syllabus clear and defined						
4	Has the syllabus given due balance between theory and application						
5	Does the syllabus generate interest in the subject area						
6	Does the curriculum has the prospects of higher education/employment						

Signature

Date:



Principal
United Institute of Management
E-3, UPSIDC Naini, Prayagraj



Principal
United Institute of Management
E-3, UPSIDC Naini, Prayagraj



UNITED INSTITUTE OF MANAGEMENT

Alumni Feedback Analysis Report 2019-20

A survey was conducted regarding the quality and appropriateness of the course curriculum followed in the three year course (Batch 2016-2019) offered by Prof. Rajendra Singh (Rajju Bhaiya) State University, Prayagraj which is undertaken in United Institute of Management, Naini, Prayagraj. The data was collected from alumni and analyzed. The conclusion of the data collected and analyzed for each department is consolidated in this report.

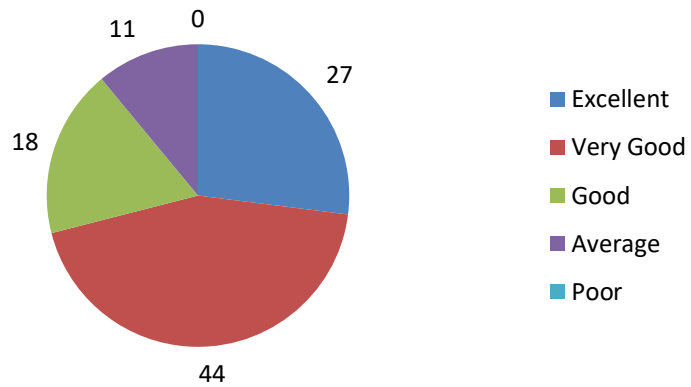
Department of Computer Applications (BCA)

From the Feedback taken from alumni who responded, it has been found that the course that was taken by them actually helped them all in their job (for those who were employed) as well as their higher studies as they got the basics of the course through the degree program. Hence, the alumni are satisfied with the curriculum followed by the university Prof. Rajendra Singh (Rajju Bhaiya) State University, Prayagraj.

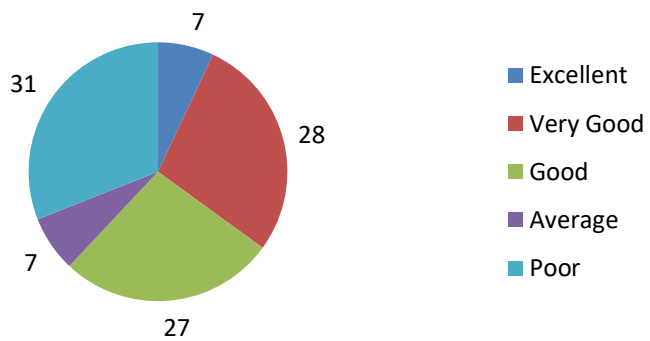


Principal
United Institute of Management
E-3, UPSIDC Naini, Prayagraj

Is syllabus appropriate for the course

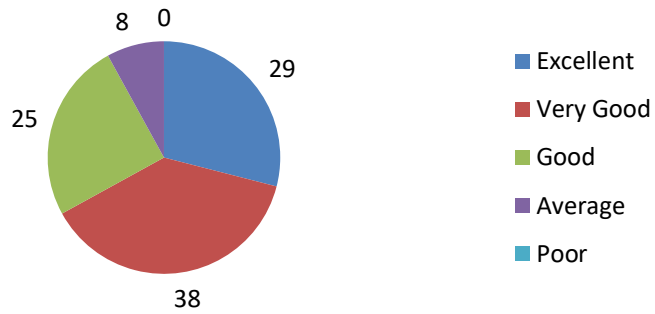


Is syllabus as per the need of the time

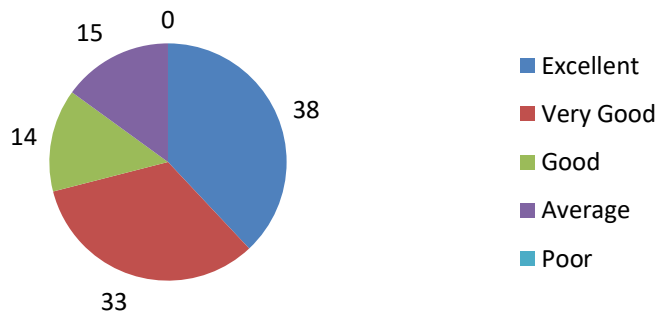



Principal
United Institute of Management
E-3, UPSIDC Naini, Prayagraj

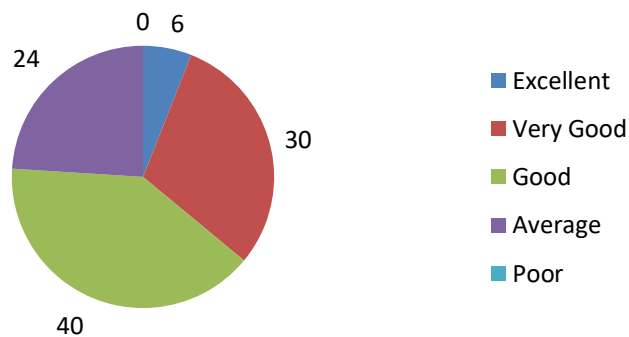
Is the aims and objectives of the syllabus clear and defined




Has the syllabus given due balance between theory and application

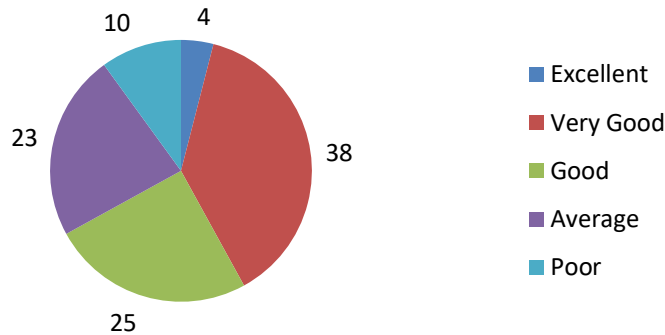


Does the syllabus generate interest in the subject area




Principal
United Institute of Management
E-3, UPSIDC Naini, Prayagraj

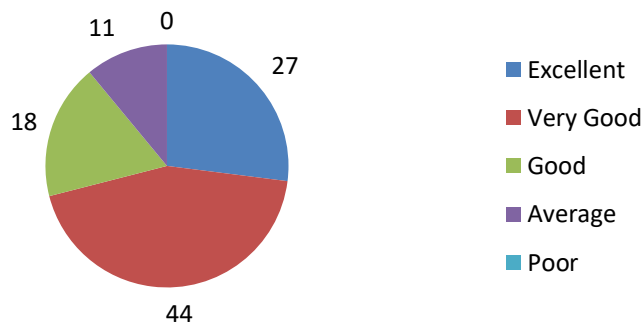
Does the curriculum has the prospects of higher education/employment



Department of Business Administration

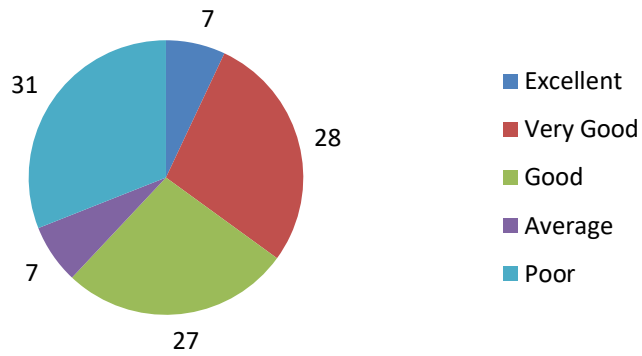
From the Feedback taken from alumni who responded, it has been found that the course that was taken by them actually helped them all in their job (for those who were employed) as well as their higher studies as they got the basics of the course through the degree program. Hence, the alumni are satisfied with the curriculum followed by the university Prof. Rajendra Singh (Rajju Bhaiya) State University, Prayagraj.

Is syllabus appropriate for the course

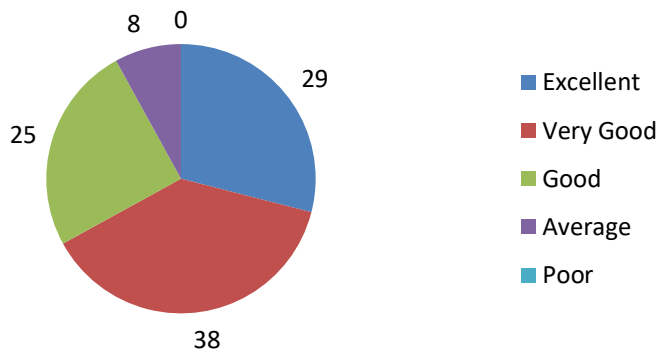


Principal
United Institute of Management
E-3, UPSIDC Naini, Prayagraj

Is syllabus as per the need of the time

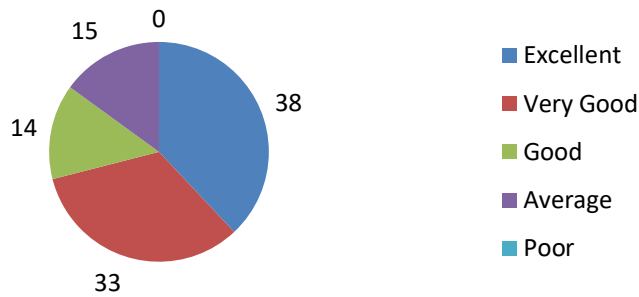


Is the aims and objectives of the syllabus clear and defined

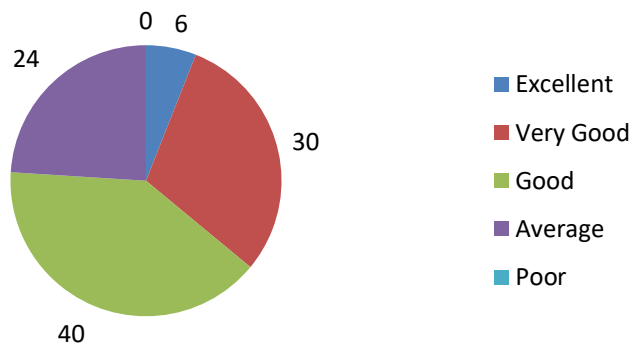


Principal
United Institute of Management
E-3, UPSIDC Naini, Prayagraj

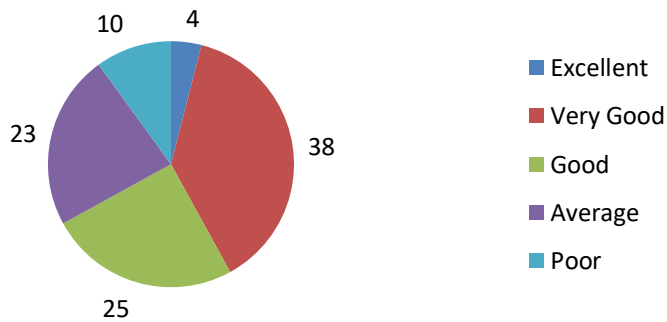
Has the syllabus given due balance between theory and application



Does the syllabus generate interest in the subject area



Does the curriculum has the prospects of higher education/employment



Principal
United Institute of Management
E-3, UPSIDC Naini, Prayagraj



Principal
United Institute of Management
E-3, UPSIDC Naini, Prayagraj

United Institute of Management

Alumni's Feedback on Course and Program

Name:

Course Studied:

Pass out

Email ID:

Year:

S. N.	Question	Excellent	Very Good	Good	Average	Poor	Average or Poor the Changes Suggested
1	Is the syllabus appropriate for the course						
2	Is the syllabus as per the need of the time						
3	Is the aims and objectives of the syllabus clear and defined						
4	Has the syllabus given due balance between theory and application						
5	Does the syllabus generate interest in the subject area						
6	Does the curriculum has the prospects of higher education/employment						

Signature

Date:



Principal
United Institute of Management
E-3, UPSIDC Naini, Prayagraj



Principal
United Institute of Management
E-3, UPSIDC Naini, Prayagraj



Principal
United Institute of Management
E-3, UPSIDC Naini, Prayagraj